


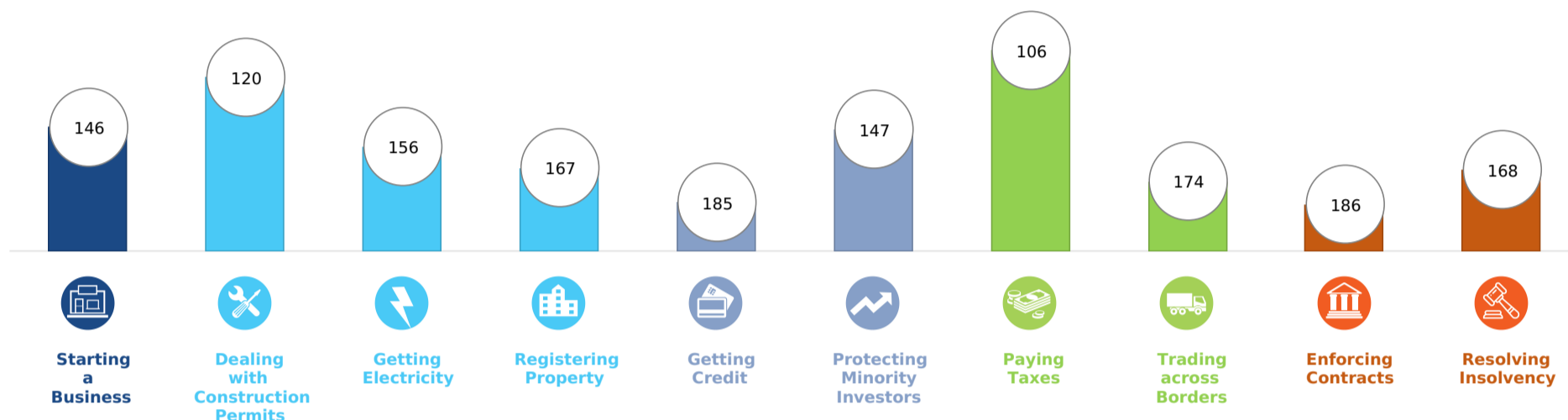


Ease of Doing Business in Angola 	Region	Sub-Saharan Africa	DB RANK	DB SCORE
	Income Category	Lower middle income	 177	 41.3
	Population	30,809,762		
	City Covered	Luanda		

Rankings on Doing Business topics - Angola



Topic Scores



Starting a Business (rank)	146
Score of starting a business (0-100)	79.4
Procedures (number)	8
Time (days)	36
Cost (number)	11.1
Paid-in min. capital (% of income per capita)	0.0
Dealing with Construction Permits (rank)	120
Score of dealing with construction permits (0-100)	65.3
Procedures (number)	12
Time (days)	184
Cost (% of warehouse value)	1.0
Building quality control index (0-15)	6.0
Getting Electricity (rank)	156
Score of getting electricity (0-100)	54.1
Procedures (number)	7
Time (days)	97
Cost (% of income per capita)	623.3
Reliability of supply and transparency of tariff index (0-8)	2
Registering Property (rank)	167
Score of registering property (0-100)	43.3
Procedures (number)	6
Time (days)	190
Cost (% of property value)	2.7
Quality of the land administration index (0-30)	7.0

Getting Credit (rank)	185
Score of getting credit (0-100)	5.0
Strength of legal rights index (0-12)	1
Depth of credit information index (0-8)	0
Credit registry coverage (% of adults)	1.5
Credit bureau coverage (% of adults)	0.0
Protecting Minority Investors (rank)	147
Score of protecting minority investors (0-100)	32.0
Extent of disclosure index (0-10)	4.0
Extent of director liability index (0-10)	6.0
Ease of shareholder suits index (0-10)	6.0
Extent of shareholder rights index (0-6)	0.0
Extent of ownership and control index (0-7)	0.0
Extent of corporate transparency index (0-7)	0.0
Paying Taxes (rank)	106
Score of paying taxes (0-100)	69.5
Payments (number per year)	31
Time (hours per year)	287
Total tax and contribution rate (% of profit)	49.1
Postfiling index (0-100)	95.0

Trading across Borders (rank)	174
Score of trading across borders (0-100)	36.2
<i>Time to export</i>	
Documentary compliance (hours)	96
Border compliance (hours)	164
<i>Cost to export</i>	
Documentary compliance (USD)	240
Border compliance (USD)	825
<i>Time to export</i>	
Documentary compliance (hours)	96
Border compliance (hours)	72
<i>Cost to export</i>	
Documentary compliance (USD)	460
Border compliance (USD)	1,030
Enforcing Contracts (rank)	186
Score of enforcing contracts (0-100)	28.1
Time (days)	1,296
Cost (% of claim value)	44.4
Quality of judicial processes index (0-18)	5.5
Resolving Insolvency (rank)	168
Score of resolving insolvency (0-100)	0.0
Recovery rate (cents on the dollar)	No Practice
Time (years)	No Practice
Cost (% of estate)	No Practice
Outcome (0 as piecemeal sale and 1 as going concern)	0
Strength of insolvency framework index (0-16)	No Practice