
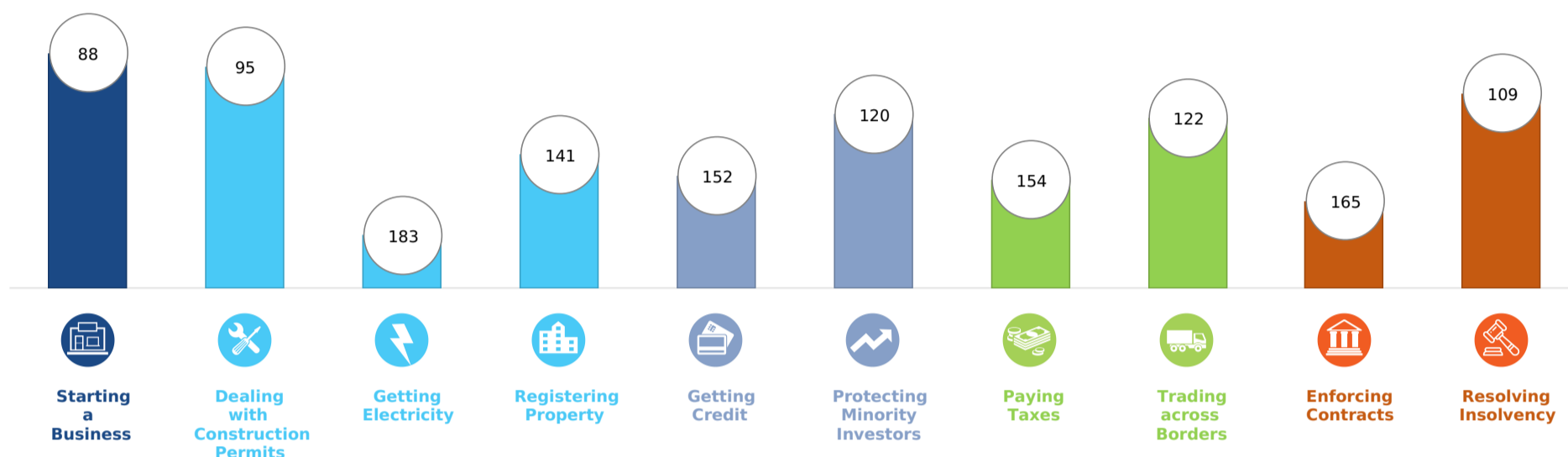
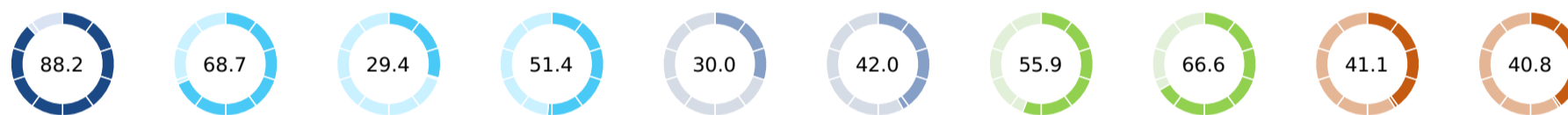


Ease of Doing Business in Burkina Faso 	Region	Sub-Saharan Africa	DB RANK	151	DB SCORE	51.4
	Income Category	Low income				
	Population	19,751,535				
	City Covered	Ouagadougou				

Rankings on Doing Business topics - Burkina Faso



Topic Scores



Starting a Business (rank)	88
Score of starting a business (0-100)	88.2
Procedures (number)	3
Time (days)	13
Cost (number)	42.8
Paid-in min. capital (% of income per capita)	6.3
Dealing with Construction Permits (rank)	95
Score of dealing with construction permits (0-100)	68.7
Procedures (number)	15
Time (days)	121
Cost (% of warehouse value)	7.6
Building quality control index (0-15)	12.0
Getting Electricity (rank)	183
Score of getting electricity (0-100)	29.4
Procedures (number)	4
Time (days)	169
Cost (% of income per capita)	8,977.4
Reliability of supply and transparency of tariff index (0-8)	0
Registering Property (rank)	141
Score of registering property (0-100)	51.4
Procedures (number)	4
Time (days)	67
Cost (% of property value)	11.9
Quality of the land administration index (0-30)	12.5

Getting Credit (rank)	152
Score of getting credit (0-100)	30.0
Strength of legal rights index (0-12)	6
Depth of credit information index (0-8)	0
Credit registry coverage (% of adults)	0.0
Credit bureau coverage (% of adults)	2.0
Protecting Minority Investors (rank)	120
Score of protecting minority investors (0-100)	42.0
Extent of disclosure index (0-10)	7.0
Extent of director liability index (0-10)	1.0
Ease of shareholder suits index (0-10)	5.0
Extent of shareholder rights index (0-6)	4.0
Extent of ownership and control index (0-7)	2.0
Extent of corporate transparency index (0-7)	2.0
Paying Taxes (rank)	154
Score of paying taxes (0-100)	55.9
Payments (number per year)	45
Time (hours per year)	270
Total tax and contribution rate (% of profit)	41.3
Postfiling index (0-100)	49.3

Trading across Borders (rank)	122
Score of trading across borders (0-100)	66.6
<i>Time to export</i>	
Documentary compliance (hours)	84
Border compliance (hours)	75
<i>Cost to export</i>	
Documentary compliance (USD)	86
Border compliance (USD)	261
<i>Time to export</i>	
Documentary compliance (hours)	96
Border compliance (hours)	102
<i>Cost to export</i>	
Documentary compliance (USD)	197
Border compliance (USD)	265
Enforcing Contracts (rank)	165
Score of enforcing contracts (0-100)	41.1
Time (days)	446
Cost (% of claim value)	81.7
Quality of judicial processes index (0-18)	7.5
Resolving Insolvency (rank)	109
Score of resolving insolvency (0-100)	40.8
Recovery rate (cents on the dollar)	23.6
Time (years)	4.0
Cost (% of estate)	21.0
Outcome (0 as piecemeal sale and 1 as going concern)	0
Strength of insolvency framework index (0-16)	9.0