
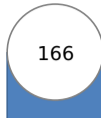
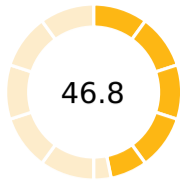
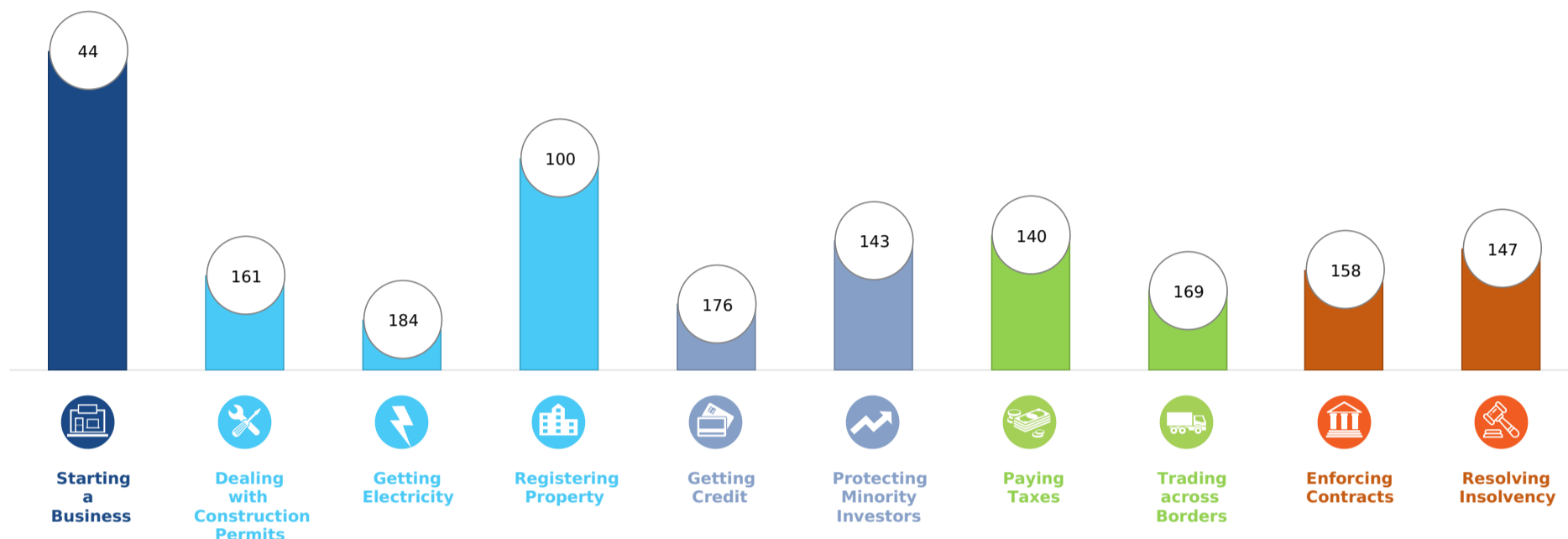


Ease of Doing Business in Burundi 	Region	Sub-Saharan Africa	DB RANK	DB SCORE
	Income Category	Low income	 166	 46.8
	Population	11,175,378		
	City Covered	Bujumbura		

Rankings on Doing Business topics - Burundi



Topic Scores



Starting a Business (rank)	44
Score of starting a business (0-100)	92.9
Procedures (number)	4
Time (days)	5
Cost (number)	12.3
Paid-in min. capital (% of income per capita)	0.0
Dealing with Construction Permits (rank)	161
Score of dealing with construction permits (0-100)	55.0
Procedures (number)	15
Time (days)	70
Cost (% of warehouse value)	12.1
Building quality control index (0-15)	5.0
Getting Electricity (rank)	184
Score of getting electricity (0-100)	26.4
Procedures (number)	5
Time (days)	158
Cost (% of income per capita)	14,977.6
Reliability of supply and transparency of tariff index (0-8)	0
Registering Property (rank)	100
Score of registering property (0-100)	62.6
Procedures (number)	5
Time (days)	23
Cost (% of property value)	3.1
Quality of the land administration index (0-30)	4.5

Getting Credit (rank)	176
Score of getting credit (0-100)	15.0
Strength of legal rights index (0-12)	2
Depth of credit information index (0-8)	1
Credit registry coverage (% of adults)	6.5
Credit bureau coverage (% of adults)	0.0
Protecting Minority Investors (rank)	143
Score of protecting minority investors (0-100)	34.0
Extent of disclosure index (0-10)	8.0
Extent of director liability index (0-10)	7.0
Ease of shareholder suits index (0-10)	2.0
Extent of shareholder rights index (0-6)	0.0
Extent of ownership and control index (0-7)	0.0
Extent of corporate transparency index (0-7)	0.0
Paying Taxes (rank)	140
Score of paying taxes (0-100)	60.9
Payments (number per year)	24
Time (hours per year)	232
Total tax and contribution rate (% of profit)	41.2
Postfiling index (0-100)	28.2

Trading across Borders (rank)	169
Score of trading across borders (0-100)	47.3
<i>Time to export</i>	
Documentary compliance (hours)	120
Border compliance (hours)	59
<i>Cost to export</i>	
Documentary compliance (USD)	150
Border compliance (USD)	109
<i>Time to export</i>	
Documentary compliance (hours)	180
Border compliance (hours)	154
<i>Cost to export</i>	
Documentary compliance (USD)	1,025
Border compliance (USD)	444
Enforcing Contracts (rank)	158
Score of enforcing contracts (0-100)	43.0
Time (days)	832
Cost (% of claim value)	36.1
Quality of judicial processes index (0-18)	5.0
Resolving Insolvency (rank)	147
Score of resolving insolvency (0-100)	30.6
Recovery rate (cents on the dollar)	7.5
Time (years)	5.0
Cost (% of estate)	30.0
Outcome (0 as piecemeal sale and 1 as going concern)	0
Strength of insolvency framework index (0-16)	8.5