
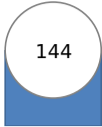
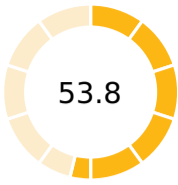
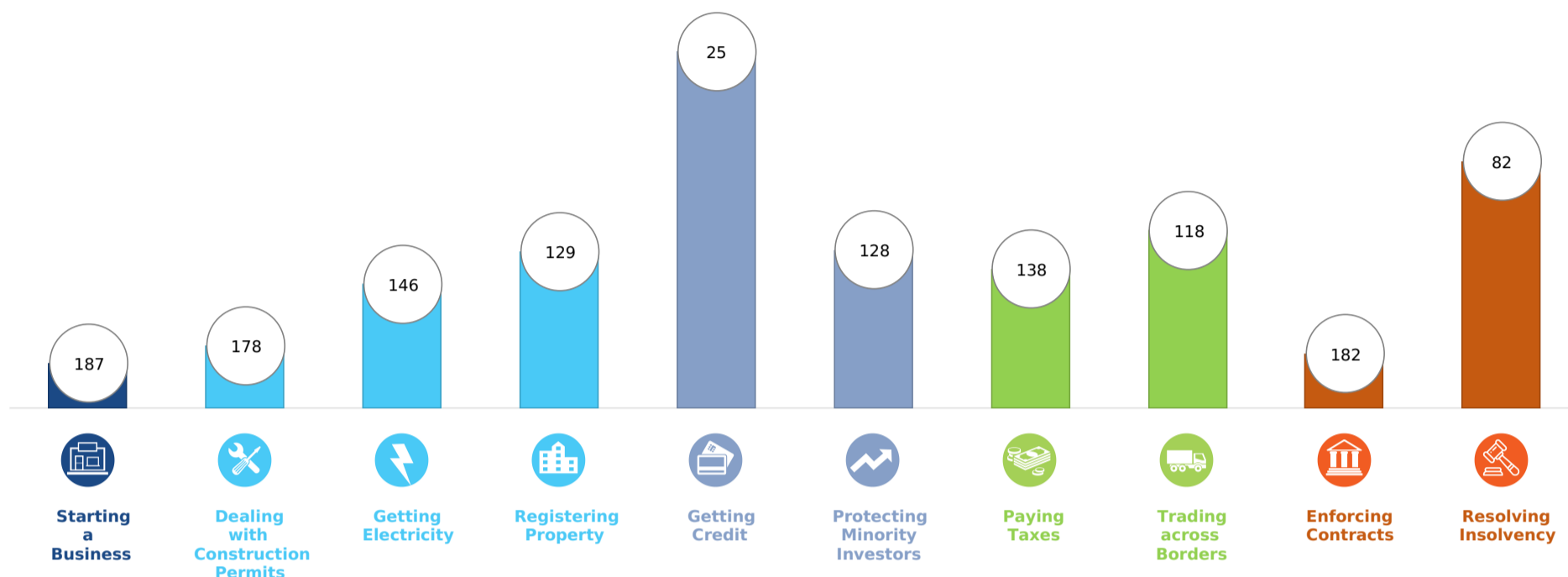


Ease of Doing Business in Cambodia 	Region East Asia & Pacific	DB RANK  144	DB SCORE  53.8
	Income Category Lower middle income		
	Population 16,249,798		
	City Covered Phnom Penh		

Rankings on Doing Business topics - Cambodia



Topic Scores



Starting a Business (rank)	187
Score of starting a business (0-100)	52.4
Procedures (number)	9
Time (days)	99
Cost (number)	53.4
Paid-in min. capital (% of income per capita)	70.2
Dealing with Construction Permits (rank)	178
Score of dealing with construction permits (0-100)	44.6
Procedures (number)	20
Time (days)	652
Cost (% of warehouse value)	3.0
Building quality control index (0-15)	8.0
Getting Electricity (rank)	146
Score of getting electricity (0-100)	57.5
Procedures (number)	4
Time (days)	179
Cost (% of income per capita)	1,701.9
Reliability of supply and transparency of tariff index (0-8)	3
Registering Property (rank)	129
Score of registering property (0-100)	55.2
Procedures (number)	7
Time (days)	55
Cost (% of property value)	4.3
Quality of the land administration index (0-30)	7.5

Getting Credit (rank)	25
Score of getting credit (0-100)	80.0
Strength of legal rights index (0-12)	10
Depth of credit information index (0-8)	6
Credit registry coverage (% of adults)	0.0
Credit bureau coverage (% of adults)	52.2
Protecting Minority Investors (rank)	128
Score of protecting minority investors (0-100)	40.0
Extent of disclosure index (0-10)	6.0
Extent of director liability index (0-10)	10.0
Ease of shareholder suits index (0-10)	4.0
Extent of shareholder rights index (0-6)	0.0
Extent of ownership and control index (0-7)	0.0
Extent of corporate transparency index (0-7)	0.0
Paying Taxes (rank)	138
Score of paying taxes (0-100)	61.3
Payments (number per year)	40
Time (hours per year)	173
Total tax and contribution rate (% of profit)	23.1
Postfiling index (0-100)	26.0

Trading across Borders (rank)	118
Score of trading across borders (0-100)	67.3
<i>Time to export</i>	
Documentary compliance (hours)	132
Border compliance (hours)	48
<i>Cost to export</i>	
Documentary compliance (USD)	100
Border compliance (USD)	375
<i>Time to export</i>	
Documentary compliance (hours)	132
Border compliance (hours)	8
<i>Cost to export</i>	
Documentary compliance (USD)	120
Border compliance (USD)	240
Enforcing Contracts (rank)	182
Score of enforcing contracts (0-100)	31.7
Time (days)	483
Cost (% of claim value)	103.4
Quality of judicial processes index (0-18)	4.5
Resolving Insolvency (rank)	82
Score of resolving insolvency (0-100)	48.5
Recovery rate (cents on the dollar)	14.6
Time (years)	6.0
Cost (% of estate)	18.0
Outcome (0 as piecemeal sale and 1 as going concern)	0
Strength of insolvency framework index (0-16)	13.0