


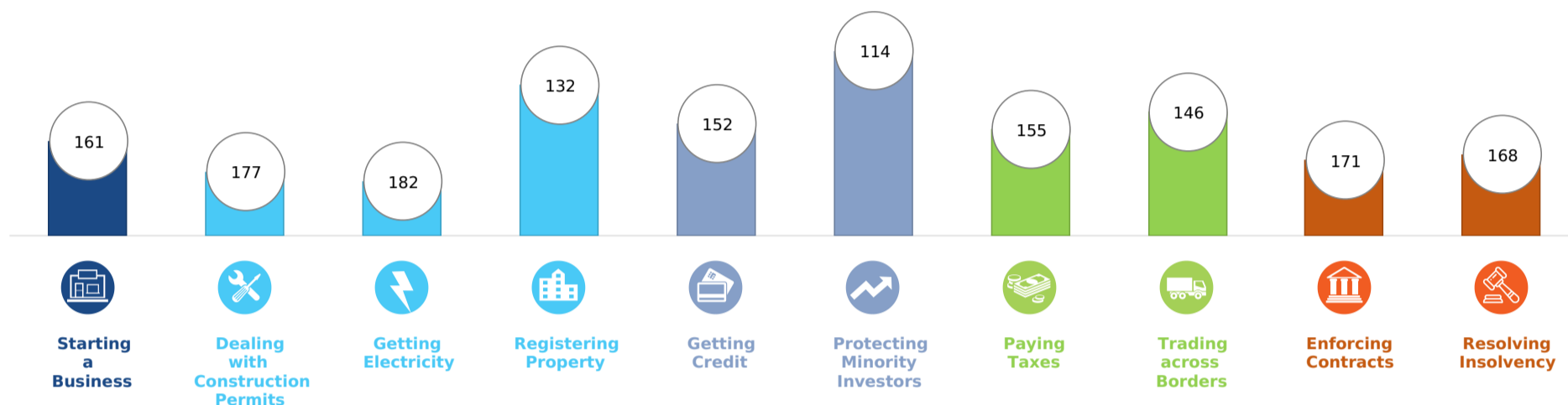


Ease of Doing Business in <b>Guinea-Bissau</b> 	<b>Region</b>	Sub-Saharan Africa	<b>DB RANK</b>	<b>DB SCORE</b>
	<b>Income Category</b>	Low income	 174	 43.2
	<b>Population</b>	1,874,309		
	<b>City Covered</b>	Bissau		

Rankings on Doing Business topics - Guinea-Bissau



Topic Scores



<b>Starting a Business</b> (rank)	161
Score of starting a business (0-100)	75.5
Procedures (number)	8.5
Time (days)	8.5
Cost (number)	88.8
Paid-in min. capital (% of income per capita)	5.8
<b>Dealing with Construction Permits</b> (rank)	177
Score of dealing with construction permits (0-100)	45.2
Procedures (number)	13
Time (days)	143
Cost (% of warehouse value)	23.7
Building quality control index (0-15)	7.0
<b>Getting Electricity</b> (rank)	182
Score of getting electricity (0-100)	29.7
Procedures (number)	7
Time (days)	257
Cost (% of income per capita)	1,177.7
Reliability of supply and transparency of tariff index (0-8)	0
<b>Registering Property</b> (rank)	132
Score of registering property (0-100)	54.5
Procedures (number)	5
Time (days)	48
Cost (% of property value)	5.4
Quality of the land administration index (0-30)	3.0

<b>Getting Credit</b> (rank)	152
Score of getting credit (0-100)	30.0
Strength of legal rights index (0-12)	6
Depth of credit information index (0-8)	0
Credit registry coverage (% of adults)	0.0
Credit bureau coverage (% of adults)	1.2
<b>Protecting Minority Investors</b> (rank)	114
Score of protecting minority investors (0-100)	44.0
Extent of disclosure index (0-10)	7.0
Extent of director liability index (0-10)	1.0
Ease of shareholder suits index (0-10)	6.0
Extent of shareholder rights index (0-6)	4.0
Extent of ownership and control index (0-7)	2.0
Extent of corporate transparency index (0-7)	2.0
<b>Paying Taxes</b> (rank)	155
Score of paying taxes (0-100)	55.2
Payments (number per year)	46
Time (hours per year)	218
Total tax and contribution rate (% of profit)	45.5
Postfiling index (0-100)	46.3

<b>Trading across Borders</b> (rank)	146
Score of trading across borders (0-100)	59.6
<i>Time to export</i>	
Documentary compliance (hours)	60
Border compliance (hours)	118
<i>Cost to export</i>	
Documentary compliance (USD)	160
Border compliance (USD)	585
<i>Time to export</i>	
Documentary compliance (hours)	36
Border compliance (hours)	84
<i>Cost to export</i>	
Documentary compliance (USD)	205
Border compliance (USD)	550
<b>Enforcing Contracts</b> (rank)	171
Score of enforcing contracts (0-100)	38.6
Time (days)	1,785
Cost (% of claim value)	28.0
Quality of judicial processes index (0-18)	8.5
<b>Resolving Insolvency</b> (rank)	168
Score of resolving insolvency (0-100)	0.0
Recovery rate (cents on the dollar)	No Practice
Time (years)	No Practice
Cost (% of estate)	No Practice
Outcome (0 as piecemeal sale and 1 as going concern)	0
Strength of insolvency framework index (0-16)	No Practice