
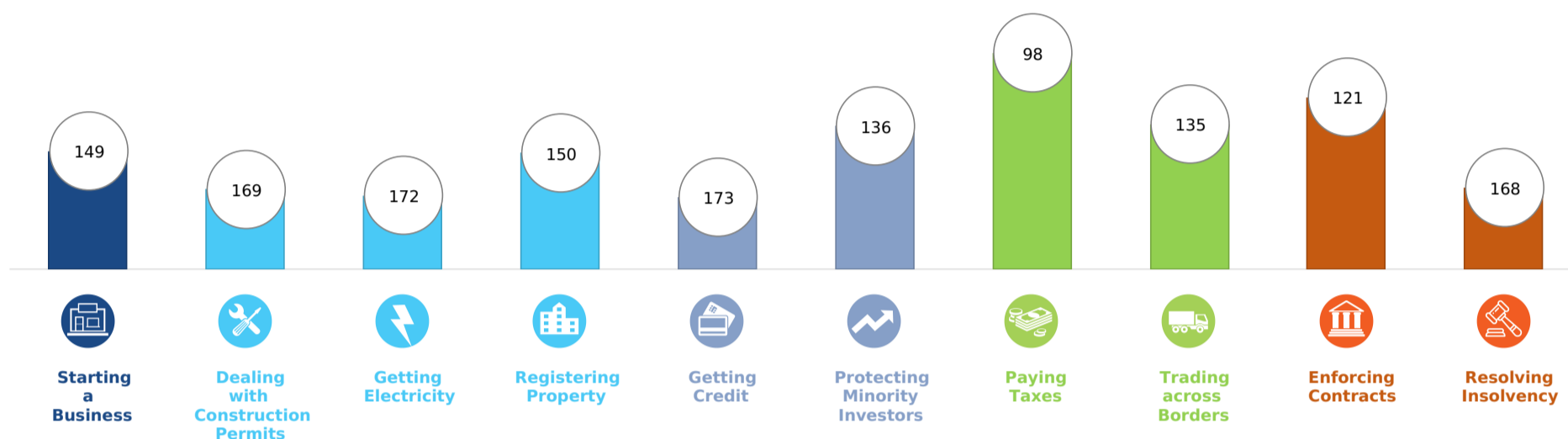
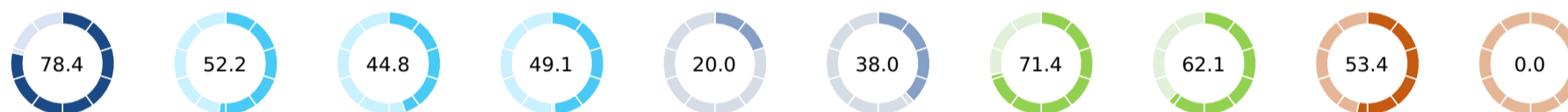


Ease of Doing Business in <b>Kiribati</b> 	<b>Region</b>	East Asia & Pacific	<b>DB RANK</b>	164	<b>DB SCORE</b>	46.9
	<b>Income Category</b>	Lower middle income				
	<b>Population</b>	115,847				
	<b>City Covered</b>	Tarawa				

Rankings on Doing Business topics - Kiribati



Topic Scores



<b>Starting a Business</b> (rank)	149
Score of starting a business (0-100)	78.4
Procedures (number)	7
Time (days)	31
Cost (number)	34.9
Paid-in min. capital (% of income per capita)	11.9
<b>Dealing with Construction Permits</b> (rank)	169
Score of dealing with construction permits (0-100)	52.2
Procedures (number)	16
Time (days)	185
Cost (% of warehouse value)	8.3
Building quality control index (0-15)	6.0
<b>Getting Electricity</b> (rank)	172
Score of getting electricity (0-100)	44.8
Procedures (number)	6
Time (days)	97
Cost (% of income per capita)	2,966.3
Reliability of supply and transparency of tariff index (0-8)	0
<b>Registering Property</b> (rank)	150
Score of registering property (0-100)	49.1
Procedures (number)	5
Time (days)	513
Cost (% of property value)	0.0
Quality of the land administration index (0-30)	9.0

<b>Getting Credit</b> (rank)	173
Score of getting credit (0-100)	20.0
Strength of legal rights index (0-12)	4
Depth of credit information index (0-8)	0
Credit registry coverage (% of adults)	0.0
Credit bureau coverage (% of adults)	0.0
<b>Protecting Minority Investors</b> (rank)	136
Score of protecting minority investors (0-100)	38.0
Extent of disclosure index (0-10)	6.0
Extent of director liability index (0-10)	5.0
Ease of shareholder suits index (0-10)	8.0
Extent of shareholder rights index (0-6)	0.0
Extent of ownership and control index (0-7)	0.0
Extent of corporate transparency index (0-7)	0.0
<b>Paying Taxes</b> (rank)	98
Score of paying taxes (0-100)	71.4
Payments (number per year)	11
Time (hours per year)	168
Total tax and contribution rate (% of profit)	32.7
Postfiling index (0-100)	26.7

<b>Trading across Borders</b> (rank)	135
Score of trading across borders (0-100)	62.1
<i>Time to export</i>	
Documentary compliance (hours)	24
Border compliance (hours)	72
<i>Cost to export</i>	
Documentary compliance (USD)	310
Border compliance (USD)	420
<i>Time to export</i>	
Documentary compliance (hours)	48
Border compliance (hours)	96
<i>Cost to export</i>	
Documentary compliance (USD)	120
Border compliance (USD)	685
<b>Enforcing Contracts</b> (rank)	121
Score of enforcing contracts (0-100)	53.4
Time (days)	660
Cost (% of claim value)	25.8
Quality of judicial processes index (0-18)	6.0
<b>Resolving Insolvency</b> (rank)	168
Score of resolving insolvency (0-100)	0.0
Recovery rate (cents on the dollar)	No Practice
Time (years)	No Practice
Cost (% of estate)	No Practice
Outcome (0 as piecemeal sale and 1 as going concern)	0
Strength of insolvency framework index (0-16)	No Practice