
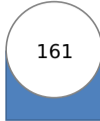
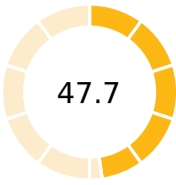
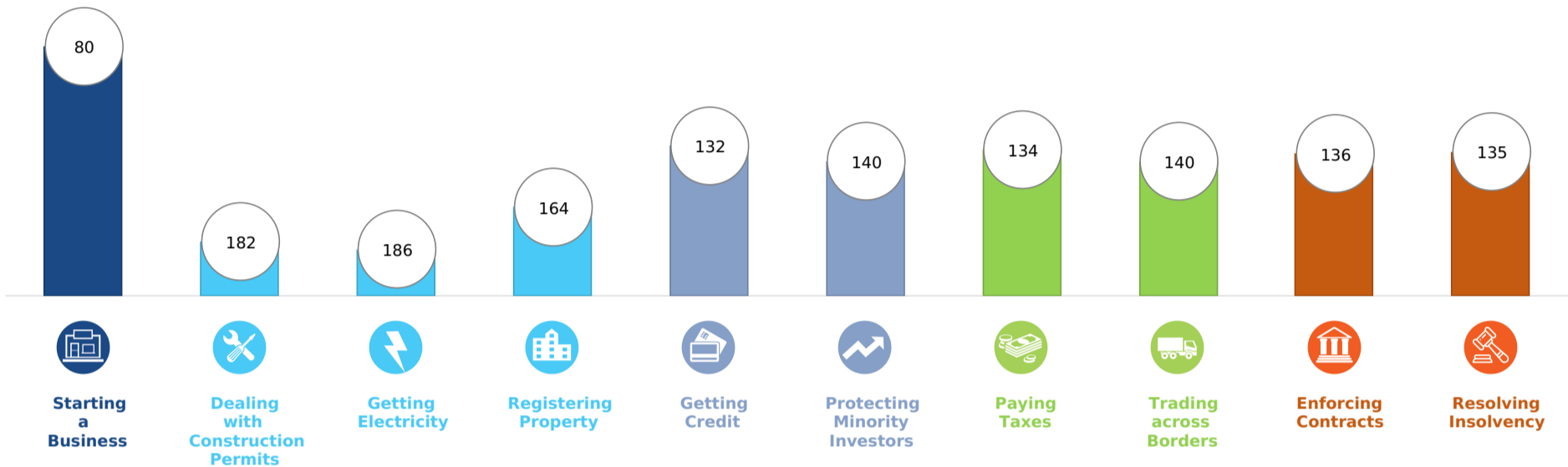


Ease of Doing Business in <b>Madagascar</b> 	<b>Region</b> Sub-Saharan Africa	<b>DB RANK</b>  161	<b>DB SCORE</b>  47.7
	<b>Income Category</b> Low income		
	<b>Population</b> 26,262,368		
	<b>City Covered</b> Antananarivo		

Rankings on Doing Business topics - Madagascar



Topic Scores



<b>Starting a Business</b> (rank)	80
Score of starting a business (0-100)	88.5
Procedures (number)	5
Time (days)	8
Cost (number)	30.2
Paid-in min. capital (% of income per capita)	0.0
<b>Dealing with Construction Permits</b> (rank)	182
Score of dealing with construction permits (0-100)	35.9
Procedures (number)	17
Time (days)	194
Cost (% of warehouse value)	35.2
Building quality control index (0-15)	6.0
<b>Getting Electricity</b> (rank)	186
Score of getting electricity (0-100)	24.1
Procedures (number)	6
Time (days)	450
Cost (% of income per capita)	4,336.4
Reliability of supply and transparency of tariff index (0-8)	0
<b>Registering Property</b> (rank)	164
Score of registering property (0-100)	44.4
Procedures (number)	6
Time (days)	100
Cost (% of property value)	9.0
Quality of the land administration index (0-30)	8.0

<b>Getting Credit</b> (rank)	132
Score of getting credit (0-100)	40.0
Strength of legal rights index (0-12)	2
Depth of credit information index (0-8)	6
Credit registry coverage (% of adults)	10.4
Credit bureau coverage (% of adults)	0.0
<b>Protecting Minority Investors</b> (rank)	140
Score of protecting minority investors (0-100)	36.0
Extent of disclosure index (0-10)	7.0
Extent of director liability index (0-10)	6.0
Ease of shareholder suits index (0-10)	5.0
Extent of shareholder rights index (0-6)	0.0
Extent of ownership and control index (0-7)	0.0
Extent of corporate transparency index (0-7)	0.0
<b>Paying Taxes</b> (rank)	134
Score of paying taxes (0-100)	62.6
Payments (number per year)	23
Time (hours per year)	183
Total tax and contribution rate (% of profit)	38.3
Postfiling index (0-100)	21.8

<b>Trading across Borders</b> (rank)	140
Score of trading across borders (0-100)	61.0
<i>Time to export</i>	
Documentary compliance (hours)	49
Border compliance (hours)	70
<i>Cost to export</i>	
Documentary compliance (USD)	117
Border compliance (USD)	868
<i>Time to export</i>	
Documentary compliance (hours)	58
Border compliance (hours)	99
<i>Cost to export</i>	
Documentary compliance (USD)	150
Border compliance (USD)	595
<b>Enforcing Contracts</b> (rank)	136
Score of enforcing contracts (0-100)	50.0
Time (days)	811
Cost (% of claim value)	33.6
Quality of judicial processes index (0-18)	8.0
<b>Resolving Insolvency</b> (rank)	135
Score of resolving insolvency (0-100)	34.8
Recovery rate (cents on the dollar)	12.4
Time (years)	3.0
Cost (% of estate)	8.5
Outcome (0 as piecemeal sale and 1 as going concern)	0
Strength of insolvency framework index (0-16)	9.0