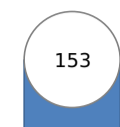


Ease of Doing Business in Marshall Islands

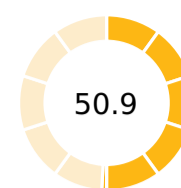


Region	East Asia & Pacific
Income Category	Upper middle income
Population	58,413
City Covered	Majuro

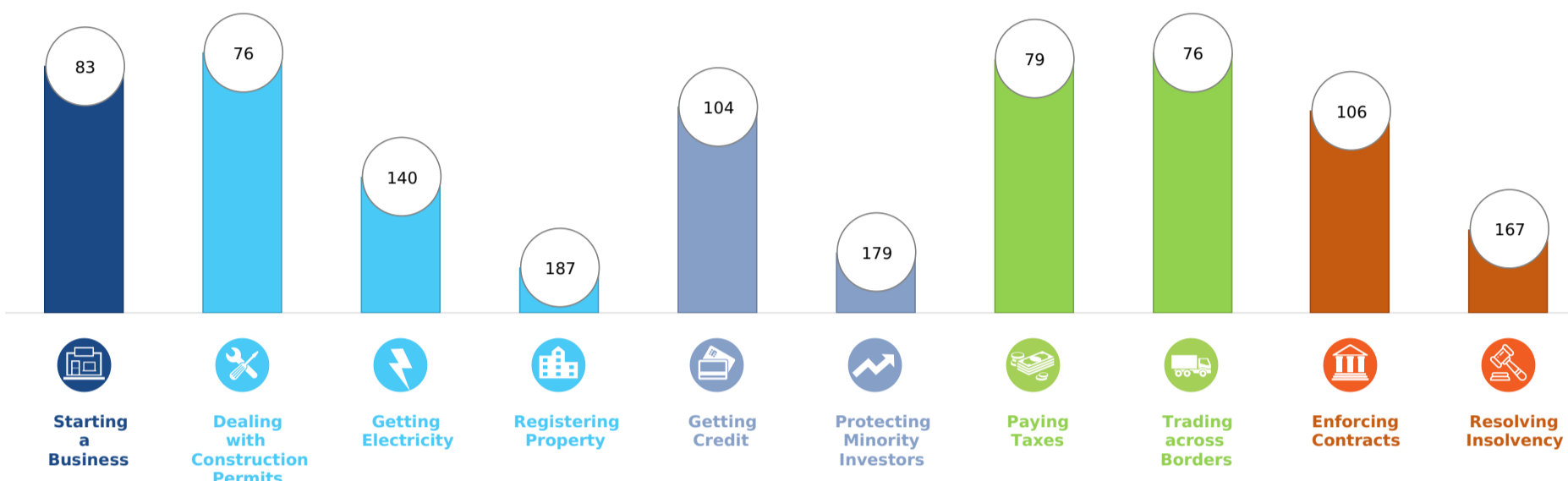
DB RANK



DB SCORE



Rankings on Doing Business topics - Marshall Islands



Topic Scores



Starting a Business (rank)	83
Score of starting a business (0-100)	88.4
Procedures (number)	5
Time (days)	17
Cost (number)	12.9
Paid-in min. capital (% of income per capita)	0.0
Dealing with Construction Permits (rank)	76
Score of dealing with construction permits (0-100)	71.1
Procedures (number)	7
Time (days)	38
Cost (% of warehouse value)	2.2
Building quality control index (0-15)	1.0
Getting Electricity (rank)	140
Score of getting electricity (0-100)	59.4
Procedures (number)	5
Time (days)	67
Cost (% of income per capita)	637.9
Reliability of supply and transparency of tariff index (0-8)	0
Registering Property (rank)	187
Score of registering property (0-100)	0.0
Procedures (number)	No Practice
Time (days)	No Practice
Cost (% of property value)	No Practice
Quality of the land administration index (0-30)	No Practice

Getting Credit (rank)	104
Score of getting credit (0-100)	50.0
Strength of legal rights index (0-12)	10
Depth of credit information index (0-8)	0
Credit registry coverage (% of adults)	0.0
Credit bureau coverage (% of adults)	0.0
Protecting Minority Investors (rank)	179
Score of protecting minority investors (0-100)	20.0
Extent of disclosure index (0-10)	2.0
Extent of director liability index (0-10)	0.0
Ease of shareholder suits index (0-10)	8.0
Extent of shareholder rights index (0-6)	0.0
Extent of ownership and control index (0-7)	0.0
Extent of corporate transparency index (0-7)	0.0
Paying Taxes (rank)	79
Score of paying taxes (0-100)	76.1
Payments (number per year)	9
Time (hours per year)	56
Total tax and contribution rate (% of profit)	65.9
Postfiling index (0-100)	

Trading across Borders (rank)	76
Score of trading across borders (0-100)	78.9
<i>Time to export</i>	
Documentary compliance (hours)	24
Border compliance (hours)	60
<i>Cost to export</i>	
Documentary compliance (USD)	20
Border compliance (USD)	298
<i>Time to export</i>	
Documentary compliance (hours)	60
Border compliance (hours)	84
<i>Cost to export</i>	
Documentary compliance (USD)	43
Border compliance (USD)	298
Enforcing Contracts (rank)	106
Score of enforcing contracts (0-100)	55.9
Time (days)	616
Cost (% of claim value)	32.1
Quality of judicial processes index (0-18)	8.0
Resolving Insolvency (rank)	167
Score of resolving insolvency (0-100)	9.2
Recovery rate (cents on the dollar)	17.1
Time (years)	2.0
Cost (% of estate)	38.0
Outcome (0 as piecemeal sale and 1 as going concern)	0
Strength of insolvency framework index (0-16)	0.0