









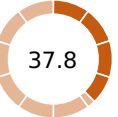


<div>Ease of Doing Business in</div> <div>Micronesia, Fed. Sts.</div> <div></div>	<b>Region</b>	East Asia & Pacific	<b>DB RANK</b>	<b>DB SCORE</b>
	<b>Income Category</b>	Lower middle income		
	<b>Population</b>	112,640		
	<b>City Covered</b>	Island of Pohnpei (Palikir/Kolonia)		
			158	48.1

Rankings on Doing Business topics - Micronesia, Fed. Sts.



Topic Scores

									
69.6	61.0	64.4	0.0	50.0	16.0	68.8	84.0	29.4	37.8
<b>Starting a Business</b> (rank)				<b>Getting Credit</b> (rank)			<b>Trading across Borders</b> (rank)		
Score of starting a business (0-100)	174			Score of getting credit (0-100)	104		Score of trading across borders (0-100)	65	
Procedures (number)	69.6			Strength of legal rights index (0-12)	10		Time to export		
Time (days)	7			Depth of credit information index (0-8)	0		Documentary compliance (hours)	26	
Cost (number)	16			Credit registry coverage (% of adults)	0.0		Border compliance (hours)	36	
Paid-in min. capital (% of income per capita)	141.4			Credit bureau coverage (% of adults)	0.0		Cost to export		
	0.0						Documentary compliance (USD)	60	
<b>Dealing with Construction Permits</b> (rank)				<b>Protecting Minority Investors</b> (rank)	185		Border compliance (USD)	168	
Score of dealing with construction permits (0-100)	136			Score of protecting minority investors (0-100)	16.0		Time to export		
Procedures (number)	61.0			Extent of disclosure index (0-10)	0.0		Documentary compliance (hours)	35	
Time (days)	14			Extent of director liability index (0-10)	0.0		Border compliance (hours)	56	
Cost (% of warehouse value)	85			Ease of shareholder suits index (0-10)	8.0		Cost to export		
Building quality control index (0-15)	0.6			Extent of shareholder rights index (0-6)	0.0		Documentary compliance (USD)	80	
	0.0			Extent of ownership and control index (0-7)	0.0		Border compliance (USD)	180	
<b>Getting Electricity</b> (rank)				<b>Paying Taxes</b> (rank)	111		<b>Enforcing Contracts</b> (rank)	184	
Score of getting electricity (0-100)	122			Score of paying taxes (0-100)	68.8		Score of enforcing contracts (0-100)	29.4	
Procedures (number)	64.4			Payments (number per year)	21		Time (days)	885	
Time (days)	3			Time (hours per year)	128		Cost (% of claim value)	66.0	
Cost (% of income per capita)	105			Total tax and contribution rate (% of profit)	60.5		Quality of judicial processes index (0-18)	4.5	
Reliability of supply and transparency of tariff index (0-8)	358.6								
	0			<b>Resolving Insolvency</b> (rank)	125		Score of resolving insolvency (0-100)	37.8	
<b>Registering Property</b> (rank)				Score of resolving insolvency (0-100)	125		Recovery rate (cents on the dollar)	3.4	
Score of registering property (0-100)	187						Time (years)	5.3	
Procedures (number)	0.0						Cost (% of estate)	38.0	
Time (days)	No Practice						Outcome (0 as piecemeal sale and 1 as going concern)	0	
Cost (% of property value)	No Practice						Strength of insolvency framework index (0-16)	11.5	
Quality of the land administration index (0-30)	No Practice								