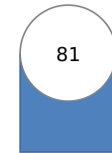


Ease of Doing Business in  
Mongolia

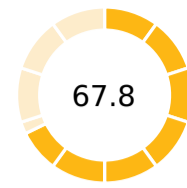


Region	East Asia & Pacific
Income Category	Lower middle income
Population	3,170,208
City Covered	Ulan Bator

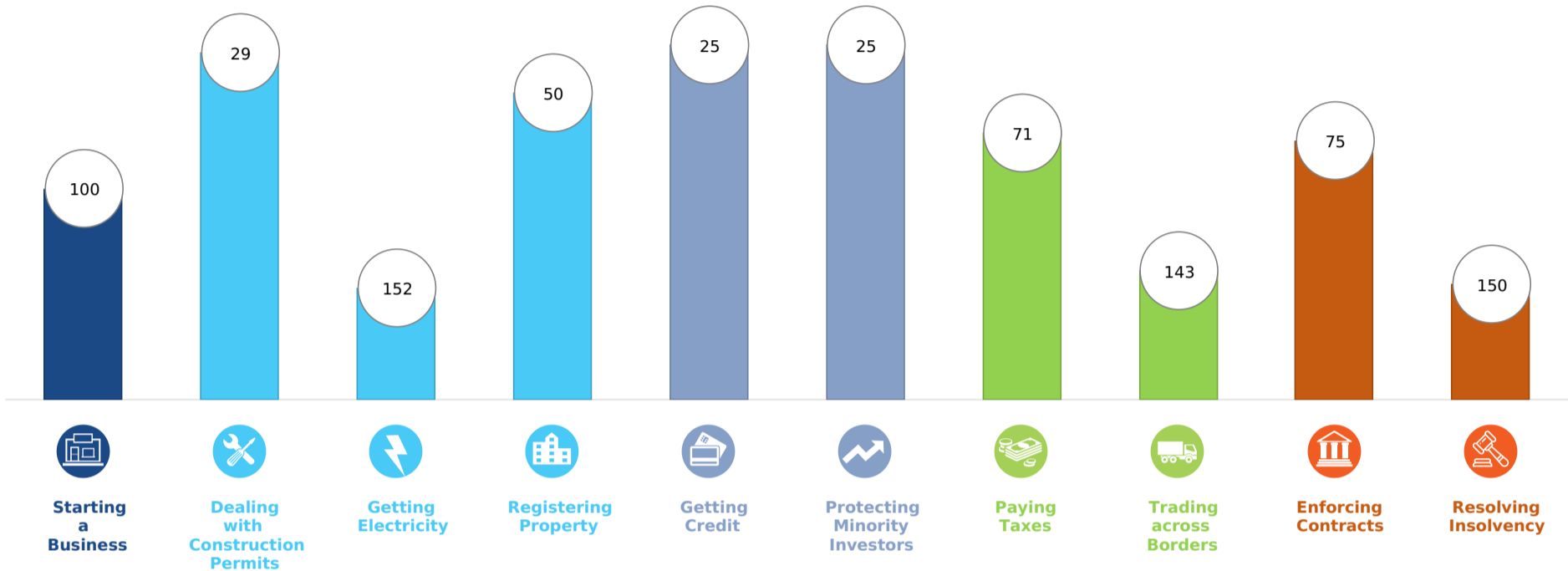
DB RANK



DB SCORE



Rankings on Doing Business topics - Mongolia



Topic Scores



<b>Starting a Business</b> (rank)	100
Score of starting a business (0-100)	86.7
Procedures (number)	8
Time (days)	12
Cost (number)	1.2
Paid-in min. capital (% of income per capita)	0.0
<b>Dealing with Construction Permits</b> (rank)	29
Score of dealing with construction permits (0-100)	78.2
Procedures (number)	17
Time (days)	137
Cost (% of warehouse value)	0.1
Building quality control index (0-15)	14.0
<b>Getting Electricity</b> (rank)	152
Score of getting electricity (0-100)	55.0
Procedures (number)	8
Time (days)	79
Cost (% of income per capita)	603.5
Reliability of supply and transparency of tariff index (0-8)	3
<b>Registering Property</b> (rank)	50
Score of registering property (0-100)	74.2
Procedures (number)	5
Time (days)	10.5
Cost (% of property value)	2.1
Quality of the land administration index (0-30)	14.5

<b>Getting Credit</b> (rank)	25
Score of getting credit (0-100)	80.0
Strength of legal rights index (0-12)	9
Depth of credit information index (0-8)	7
Credit registry coverage (% of adults)	53.6
Credit bureau coverage (% of adults)	0.0
<b>Protecting Minority Investors</b> (rank)	25
Score of protecting minority investors (0-100)	74.0
Extent of disclosure index (0-10)	6.0
Extent of director liability index (0-10)	8.0
Ease of shareholder suits index (0-10)	8.0
Extent of shareholder rights index (0-6)	2.0
Extent of ownership and control index (0-7)	6.0
Extent of corporate transparency index (0-7)	7.0
<b>Paying Taxes</b> (rank)	71
Score of paying taxes (0-100)	77.3
Payments (number per year)	19
Time (hours per year)	134
Total tax and contribution rate (% of profit)	25.7
Postfiling index (0-100)	49.1

<b>Trading across Borders</b> (rank)	143
Score of trading across borders (0-100)	60.8
<i>Time to export</i>	
Documentary compliance (hours)	168
Border compliance (hours)	134
<i>Cost to export</i>	
Documentary compliance (USD)	64
Border compliance (USD)	225
<i>Time to export</i>	
Documentary compliance (hours)	115
Border compliance (hours)	48
<i>Cost to export</i>	
Documentary compliance (USD)	83
Border compliance (USD)	210
<b>Enforcing Contracts</b> (rank)	75
Score of enforcing contracts (0-100)	61.4
Time (days)	374
Cost (% of claim value)	22.9
Quality of judicial processes index (0-18)	5.5
<b>Resolving Insolvency</b> (rank)	150
Score of resolving insolvency (0-100)	30.1
Recovery rate (cents on the dollar)	18.2
Time (years)	4.0
Cost (% of estate)	15.0
Outcome (0 as piecemeal sale and 1 as going concern)	0
Strength of insolvency framework index (0-16)	6.5