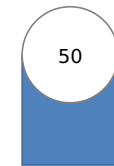


Ease of Doing Business in Montenegro

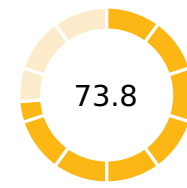


Region	Europe & Central Asia
Income Category	Upper middle income
Population	622,345
City Covered	Podgorica

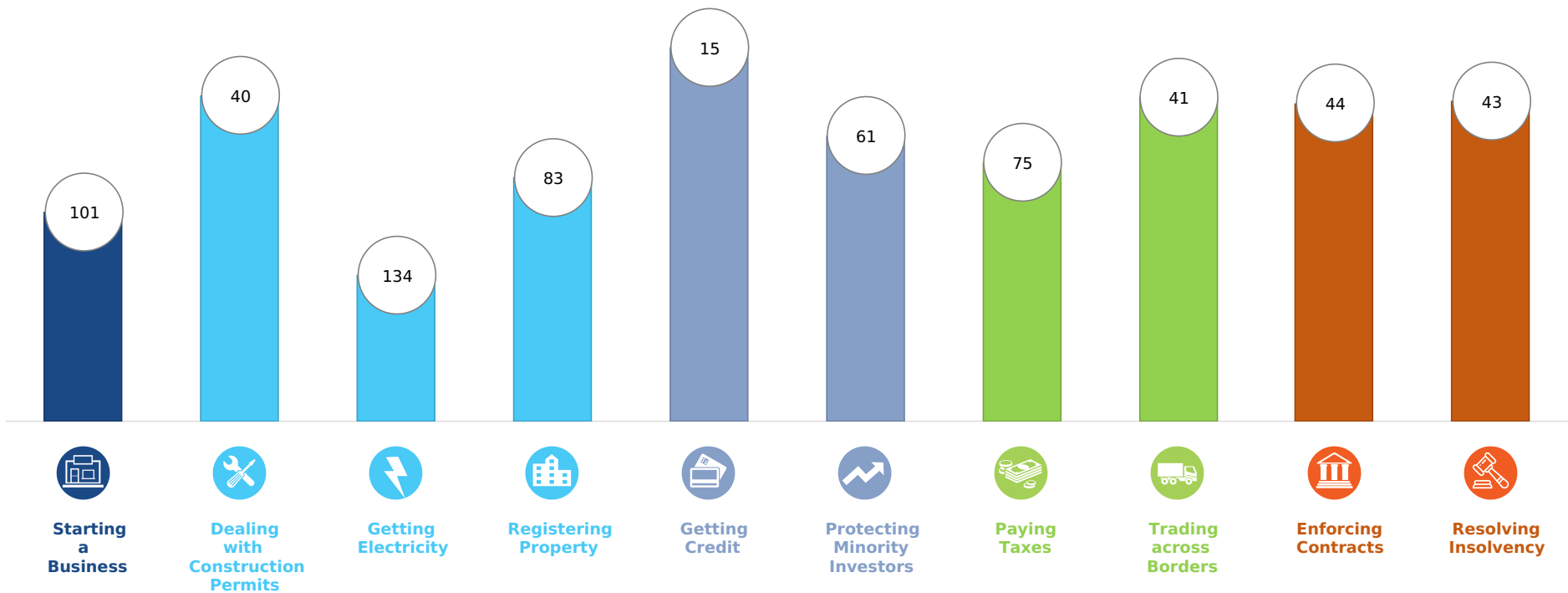
DB RANK



DB SCORE



Rankings on Doing Business topics - Montenegro



Topic Scores



Starting a Business (rank)	101
Score of starting a business (0-100)	86.7
Procedures (number)	8
Time (days)	12
Cost (number)	1.2
Paid-in min. capital (% of income per capita)	0.0
Dealing with Construction Permits (rank)	40
Score of dealing with construction permits (0-100)	76.1
Procedures (number)	9
Time (days)	102
Cost (% of warehouse value)	4.9
Building quality control index (0-15)	10.0
Getting Electricity (rank)	134
Score of getting electricity (0-100)	61.2
Procedures (number)	7
Time (days)	131
Cost (% of income per capita)	144.4
Reliability of supply and transparency of tariff index (0-8)	5
Registering Property (rank)	83
Score of registering property (0-100)	65.8
Procedures (number)	6
Time (days)	69
Cost (% of property value)	3.1
Quality of the land administration index (0-30)	17.5

Getting Credit (rank)	15
Score of getting credit (0-100)	85.0
Strength of legal rights index (0-12)	12
Depth of credit information index (0-8)	5
Credit registry coverage (% of adults)	41.0
Credit bureau coverage (% of adults)	0.0
Protecting Minority Investors (rank)	61
Score of protecting minority investors (0-100)	62.0
Extent of disclosure index (0-10)	5.0
Extent of director liability index (0-10)	8.0
Ease of shareholder suits index (0-10)	6.0
Extent of shareholder rights index (0-6)	3.0
Extent of ownership and control index (0-7)	3.0
Extent of corporate transparency index (0-7)	6.0
Paying Taxes (rank)	75
Score of paying taxes (0-100)	76.7
Payments (number per year)	18
Time (hours per year)	300
Total tax and contribution rate (% of profit)	22.2
Postfiling index (0-100)	70.5

Trading across Borders (rank)	41
Score of trading across borders (0-100)	91.9
<i>Time to export</i>	
Documentary compliance (hours)	5
Border compliance (hours)	8
<i>Cost to export</i>	
Documentary compliance (USD)	26
Border compliance (USD)	85
<i>Time to export</i>	
Documentary compliance (hours)	6
Border compliance (hours)	23
<i>Cost to export</i>	
Documentary compliance (USD)	60
Border compliance (USD)	306
Enforcing Contracts (rank)	44
Score of enforcing contracts (0-100)	66.8
Time (days)	545
Cost (% of claim value)	25.7
Quality of judicial processes index (0-18)	11.5
Resolving Insolvency (rank)	43
Score of resolving insolvency (0-100)	66.1
Recovery rate (cents on the dollar)	50.3
Time (years)	1.4
Cost (% of estate)	8.0
Outcome (0 as piecemeal sale and 1 as going concern)	0
Strength of insolvency framework index (0-16)	12.5