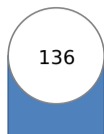


Ease of Doing Business in Solomon Islands

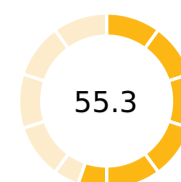


Region	East Asia & Pacific
Income Category	Lower middle income
Population	652,858
City Covered	Honiara

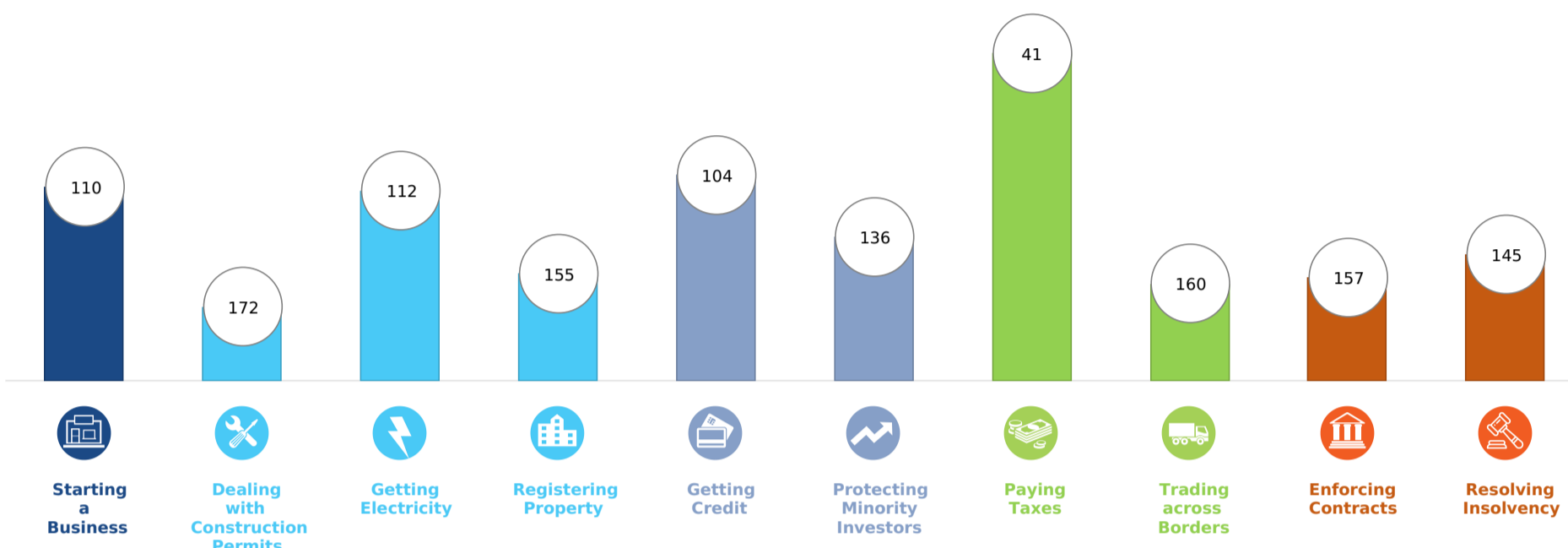
DB RANK



DB SCORE



Rankings on Doing Business topics - Solomon Islands



Topic Scores



Starting a Business (rank)	110
Score of starting a business (0-100)	85.6
Procedures (number)	7
Time (days)	9
Cost (number)	27.4
Paid-in min. capital (% of income per capita)	0.0
Dealing with Construction Permits (rank)	172
Score of dealing with construction permits (0-100)	49.5
Procedures (number)	14
Time (days)	99
Cost (% of warehouse value)	19.7
Building quality control index (0-15)	8.0
Getting Electricity (rank)	112
Score of getting electricity (0-100)	69.6
Procedures (number)	4
Time (days)	53
Cost (% of income per capita)	1,205.9
Reliability of supply and transparency of tariff index (0-8)	2
Registering Property (rank)	155
Score of registering property (0-100)	47.4
Procedures (number)	10
Time (days)	86.5
Cost (% of property value)	4.7
Quality of the land administration index (0-30)	11.0

Getting Credit (rank)	104
Score of getting credit (0-100)	50.0
Strength of legal rights index (0-12)	10
Depth of credit information index (0-8)	0
Credit registry coverage (% of adults)	0.0
Credit bureau coverage (% of adults)	4.6
Protecting Minority Investors (rank)	136
Score of protecting minority investors (0-100)	38.0
Extent of disclosure index (0-10)	3.0
Extent of director liability index (0-10)	7.0
Ease of shareholder suits index (0-10)	9.0
Extent of shareholder rights index (0-6)	0.0
Extent of ownership and control index (0-7)	0.0
Extent of corporate transparency index (0-7)	0.0
Paying Taxes (rank)	41
Score of paying taxes (0-100)	83.8
Payments (number per year)	34
Time (hours per year)	80
Total tax and contribution rate (% of profit)	32.0
Postfiling index (0-100)	100

Trading across Borders (rank)	160
Score of trading across borders (0-100)	53.4
<i>Time to export</i>	
Documentary compliance (hours)	60
Border compliance (hours)	110
<i>Cost to export</i>	
Documentary compliance (USD)	257
Border compliance (USD)	630
<i>Time to export</i>	
Documentary compliance (hours)	37
Border compliance (hours)	108
<i>Cost to export</i>	
Documentary compliance (USD)	215
Border compliance (USD)	740
Enforcing Contracts (rank)	157
Score of enforcing contracts (0-100)	43.5
Time (days)	497
Cost (% of claim value)	78.9
Quality of judicial processes index (0-18)	9.0
Resolving Insolvency (rank)	145
Score of resolving insolvency (0-100)	31.9
Recovery rate (cents on the dollar)	24.4
Time (years)	1.0
Cost (% of estate)	38.0
Outcome (0 as piecemeal sale and 1 as going concern)	0
Strength of insolvency framework index (0-16)	6.0