
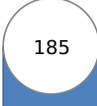

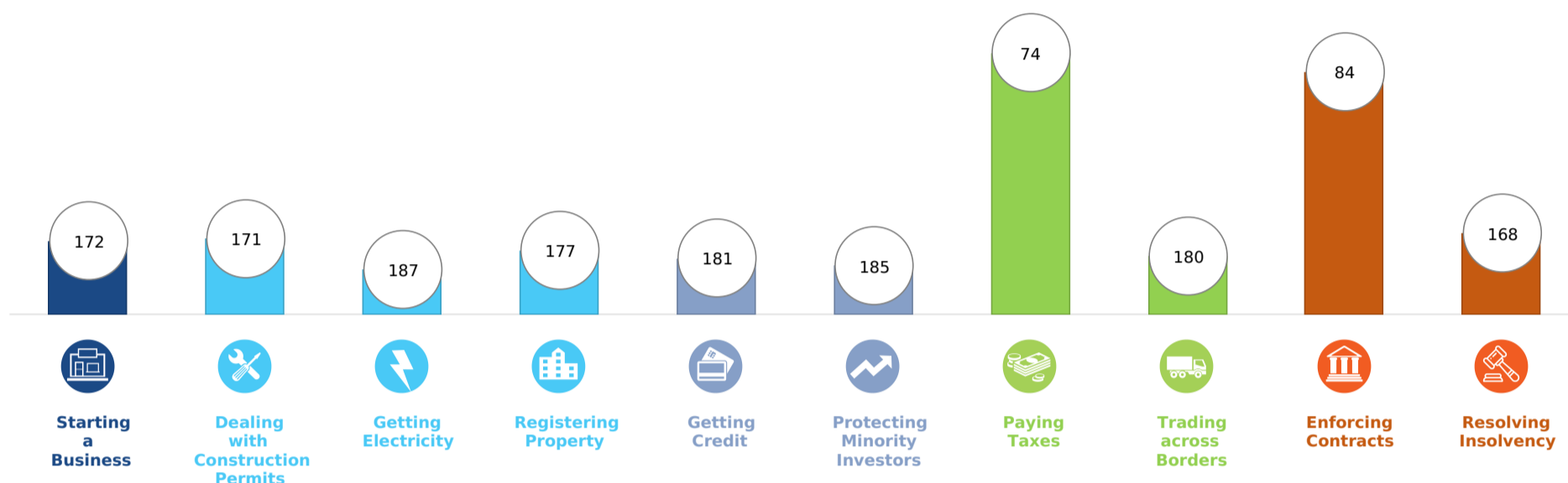
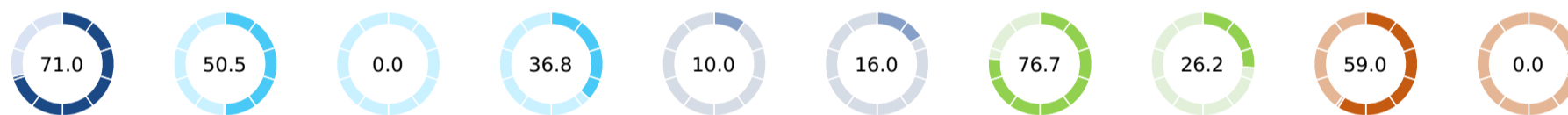


Ease of Doing Business in South Sudan 	Region	Sub-Saharan Africa	DB RANK	DB SCORE
	Income Category	Low income	 185	 34.6
	Population	10,975,920		
	City Covered	Juba		

Rankings on Doing Business topics - South Sudan



Topic Scores



Starting a Business (rank)	172
Score of starting a business (0-100)	71.0
Procedures (number)	12
Time (days)	13
Cost (number)	77.4
Paid-in min. capital (% of income per capita)	0.0
Dealing with Construction Permits (rank)	171
Score of dealing with construction permits (0-100)	50.5
Procedures (number)	23
Time (days)	131
Cost (% of warehouse value)	8.5
Building quality control index (0-15)	7.0
Getting Electricity (rank)	187
Score of getting electricity (0-100)	0.0
Procedures (number)	No Practice
Time (days)	No Practice
Cost (% of income per capita)	No Practice
Reliability of supply and transparency of tariff index (0-8)	No Practice
Registering Property (rank)	177
Score of registering property (0-100)	36.8
Procedures (number)	7
Time (days)	48
Cost (% of property value)	14.6
Quality of the land administration index (0-30)	5.0

Getting Credit (rank)	181
Score of getting credit (0-100)	10.0
Strength of legal rights index (0-12)	2
Depth of credit information index (0-8)	0
Credit registry coverage (% of adults)	0.0
Credit bureau coverage (% of adults)	0.0
Protecting Minority Investors (rank)	185
Score of protecting minority investors (0-100)	16.0
Extent of disclosure index (0-10)	2.0
Extent of director liability index (0-10)	1.0
Ease of shareholder suits index (0-10)	5.0
Extent of shareholder rights index (0-6)	0.0
Extent of ownership and control index (0-7)	0.0
Extent of corporate transparency index (0-7)	0.0
Paying Taxes (rank)	74
Score of paying taxes (0-100)	76.7
Payments (number per year)	37
Time (hours per year)	210
Total tax and contribution rate (% of profit)	31.4
Postfiling index (0-100)	95.9

Trading across Borders (rank)	180
Score of trading across borders (0-100)	26.2
<i>Time to export</i>	
Documentary compliance (hours)	192
Border compliance (hours)	146
<i>Cost to export</i>	
Documentary compliance (USD)	194
Border compliance (USD)	763
<i>Time to export</i>	
Documentary compliance (hours)	360
Border compliance (hours)	179
<i>Cost to export</i>	
Documentary compliance (USD)	350
Border compliance (USD)	781
Enforcing Contracts (rank)	84
Score of enforcing contracts (0-100)	59.0
Time (days)	228
Cost (% of claim value)	30.0
Quality of judicial processes index (0-18)	3.5
Resolving Insolvency (rank)	168
Score of resolving insolvency (0-100)	0.0
Recovery rate (cents on the dollar)	No Practice
Time (years)	No Practice
Cost (% of estate)	No Practice
Outcome (0 as piecemeal sale and 1 as going concern)	0
Strength of insolvency framework index (0-16)	No Practice