


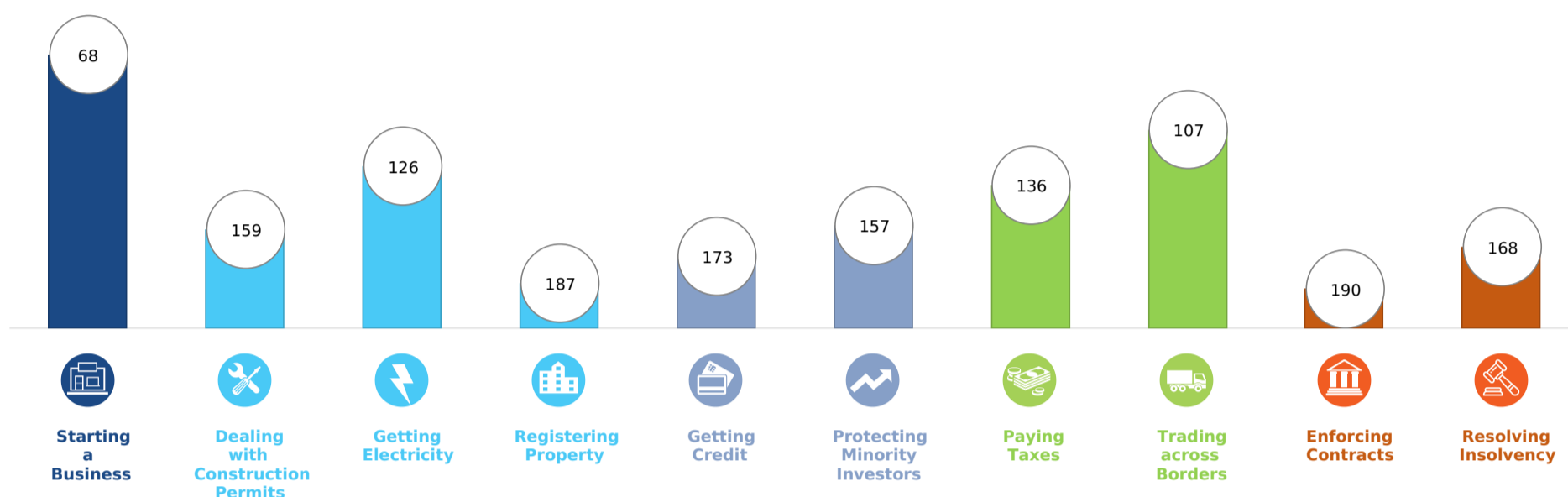


Ease of Doing Business in Timor-Leste 	Region	East Asia & Pacific	DB RANK	DB SCORE
	Income Category	Lower middle income	 181	 39.4
	Population	1,267,972		
	City Covered	Dili		

Rankings on Doing Business topics - Timor-Leste



Topic Scores



Starting a Business (rank)	68
Score of starting a business (0-100)	89.4
Procedures (number)	6
Time (days)	13
Cost (number)	0.7
Paid-in min. capital (% of income per capita)	0.3
Dealing with Construction Permits (rank)	159
Score of dealing with construction permits (0-100)	55.3
Procedures (number)	16
Time (days)	207
Cost (% of warehouse value)	0.5
Building quality control index (0-15)	3.0
Getting Electricity (rank)	126
Score of getting electricity (0-100)	63.0
Procedures (number)	3
Time (days)	93
Cost (% of income per capita)	1,255.7
Reliability of supply and transparency of tariff index (0-8)	0
Registering Property (rank)	187
Score of registering property (0-100)	0.0
Procedures (number)	No Practice
Time (days)	No Practice
Cost (% of property value)	No Practice
Quality of the land administration index (0-30)	No Practice

Getting Credit (rank)	173
Score of getting credit (0-100)	20.0
Strength of legal rights index (0-12)	0
Depth of credit information index (0-8)	4
Credit registry coverage (% of adults)	8.7
Credit bureau coverage (% of adults)	0.0
Protecting Minority Investors (rank)	157
Score of protecting minority investors (0-100)	28.0
Extent of disclosure index (0-10)	5.0
Extent of director liability index (0-10)	4.0
Ease of shareholder suits index (0-10)	5.0
Extent of shareholder rights index (0-6)	0.0
Extent of ownership and control index (0-7)	0.0
Extent of corporate transparency index (0-7)	0.0
Paying Taxes (rank)	136
Score of paying taxes (0-100)	61.9
Payments (number per year)	18
Time (hours per year)	234
Total tax and contribution rate (% of profit)	17.3
Postfiling index (0-100)	1.4

Trading across Borders (rank)	107
Score of trading across borders (0-100)	69.9
<i>Time to export</i>	
Documentary compliance (hours)	33
Border compliance (hours)	96
<i>Cost to export</i>	
Documentary compliance (USD)	100
Border compliance (USD)	350
<i>Time to export</i>	
Documentary compliance (hours)	44
Border compliance (hours)	100
<i>Cost to export</i>	
Documentary compliance (USD)	115
Border compliance (USD)	410
Enforcing Contracts (rank)	190
Score of enforcing contracts (0-100)	6.1
Time (days)	1,285
Cost (% of claim value)	163.2
Quality of judicial processes index (0-18)	2.5
Resolving Insolvency (rank)	168
Score of resolving insolvency (0-100)	0.0
Recovery rate (cents on the dollar)	No Practice
Time (years)	No Practice
Cost (% of estate)	No Practice
Outcome (0 as piecemeal sale and 1 as going concern)	0
Strength of insolvency framework index (0-16)	No Practice