

Region Profile  
East Asia & Pacific

# Doing Business 2020

Comparing Business  
Regulation in  
**190** Economies



WORLD BANK GROUP

## Region Profile of East Asia & Pacific

*Doing Business 2020 Indicators  
(in order of appearance in the document)*

<b>Starting a business</b>	Procedures, time, cost and paid-in minimum capital to start a limited liability company
<b>Dealing with construction permits</b>	Procedures, time and cost to complete all formalities to build a warehouse and the quality control and safety mechanisms in the construction permitting system
<b>Getting electricity</b>	Procedures, time and cost to get connected to the electrical grid, and the reliability of the electricity supply and the transparency of tariffs
<b>Registering property</b>	Procedures, time and cost to transfer a property and the quality of the land administration system
<b>Getting credit</b>	Movable collateral laws and credit information systems
<b>Protecting minority investors</b>	Minority shareholders' rights in related-party transactions and in corporate governance
<b>Paying taxes</b>	Payments, time, total tax and contribution rate for a firm to comply with all tax regulations as well as postfiling processes
<b>Trading across borders</b>	Time and cost to export the product of comparative advantage and import auto parts
<b>Enforcing contracts</b>	Time and cost to resolve a commercial dispute and the quality of judicial processes
<b>Resolving insolvency</b>	Time, cost, outcome and recovery rate for a commercial insolvency and the strength of the legal framework for insolvency
<b>Employing workers</b>	Flexibility in employment regulation and redundancy cost

## About Doing Business

The *Doing Business* project provides objective measures of business regulations and their enforcement across 190 economies and selected cities at the subnational and regional level.

The *Doing Business* project, launched in 2002, looks at domestic small and medium-size companies and measures the regulations applying to them through their life cycle.

*Doing Business* captures several important dimensions of the regulatory environment as it applies to local firms. It provides quantitative indicators on regulation for starting a business, dealing with construction permits, getting electricity, registering property, getting credit, protecting minority investors, paying taxes, trading across borders, enforcing contracts and resolving insolvency. *Doing Business* also measures features of employing workers. Although *Doing Business* does not present rankings of economies on the employing workers indicators or include the topic in the aggregate ease of doing business score or ranking on the ease of doing business, it does present the data for these indicators.

By gathering and analyzing comprehensive quantitative data to compare business regulation environments across economies and over time, *Doing Business* encourages economies to compete towards more efficient regulation; offers measurable benchmarks for reform; and serves as a resource for academics, journalists, private sector researchers and others interested in the business climate of each economy.

In addition, *Doing Business* offers detailed [subnational studies](#), which exhaustively cover business regulation and reform in different cities and regions within a nation. These studies provide data on the ease of doing business, rank each location, and recommend reforms to improve performance in each of the indicator areas. Selected cities can compare their business regulations with other cities in the economy or region and with the 190 economies that *Doing Business* has ranked.

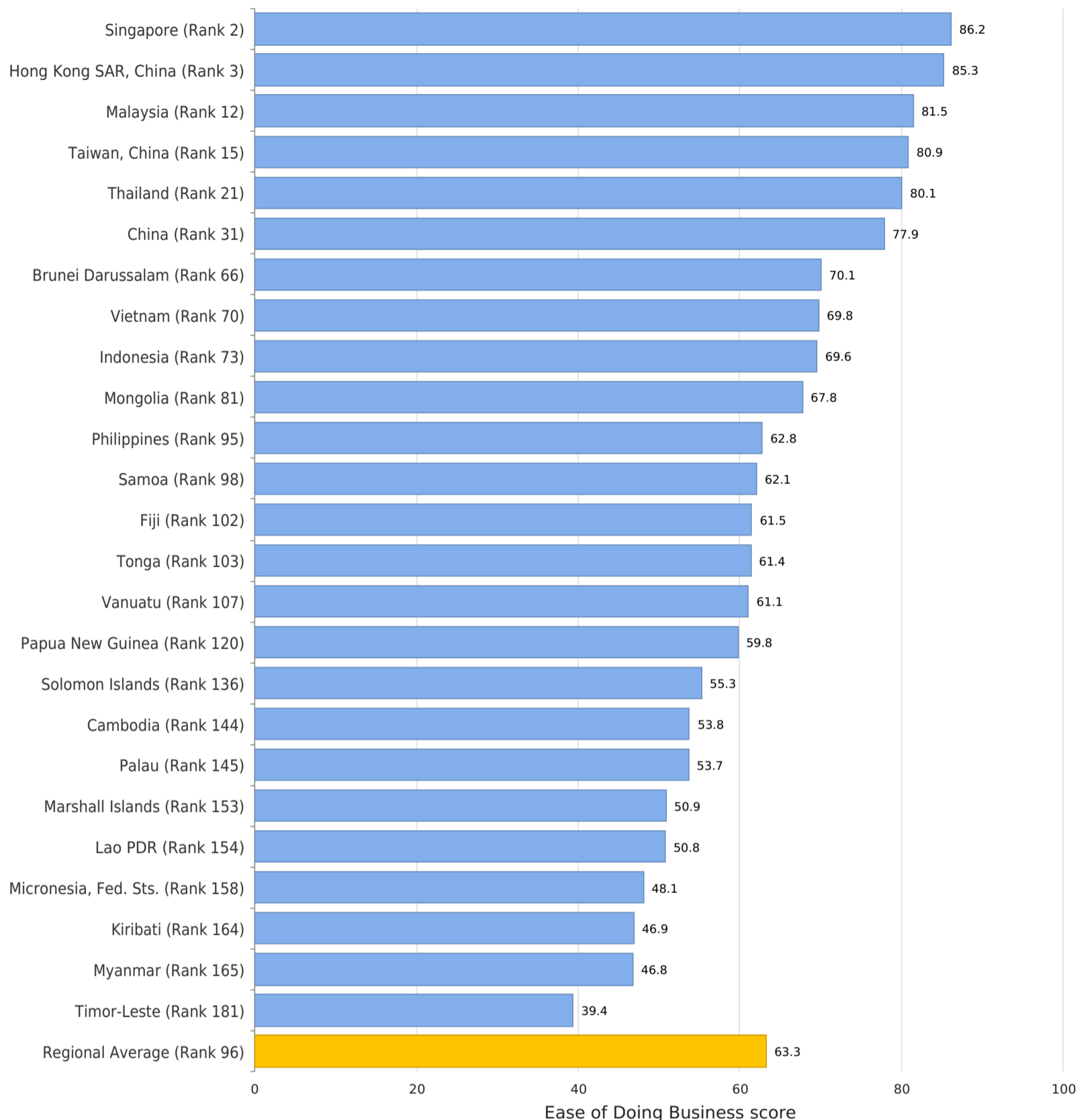
The first *Doing Business* study, published in 2003, covered 5 indicator sets and 133 economies. This year's study covers 11 indicator sets and 190 economies. Most indicator sets refer to a case scenario in the largest business city of each economy, except for 11 economies that have a population of more than 100 million as of 2013 (Bangladesh, Brazil, China, India, Indonesia, Japan, Mexico, Nigeria, Pakistan, the Russian Federation and the United States) where *Doing Business* also collected data for the second largest business city. The data for these 11 economies are a population-weighted average for the 2 largest business cities. The project has benefited from feedback from governments, academics, practitioners and reviewers. The initial goal remains: to provide an objective basis for understanding and improving the regulatory environment for business around the world.

To learn more about *Doing Business* please visit [doingbusiness.org](http://doingbusiness.org).

**The Business Environment**

For policy makers, knowing where their economy stands in the aggregate ranking on the ease of doing business is useful. It is also helpful to know how it ranks compared with other economies in the region and compared with the regional average. Another perspective is provided by the regional average rankings on the topics included in the ease of doing business ranking and the ease of doing business score.

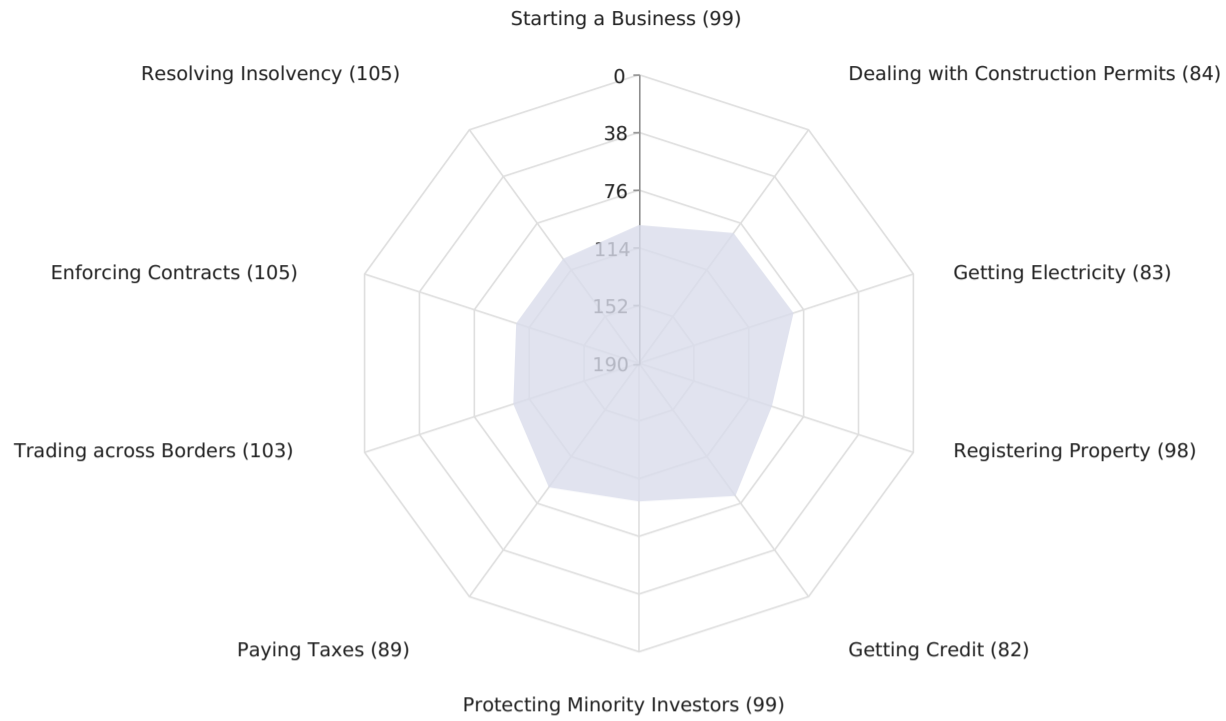
**How economies in East Asia & Pacific rank on the ease of doing business**



Note: The ease of doing business score captures the gap of each economy from the best regulatory performance observed on each of the indicators across all economies in the *Doing Business* sample since 2005. An economy's ease of doing business score is reflected on a scale from 0 to 100, where 0 represents the lowest and 100 represents the best performance. The ease of doing business ranking ranges from 1 to 190.

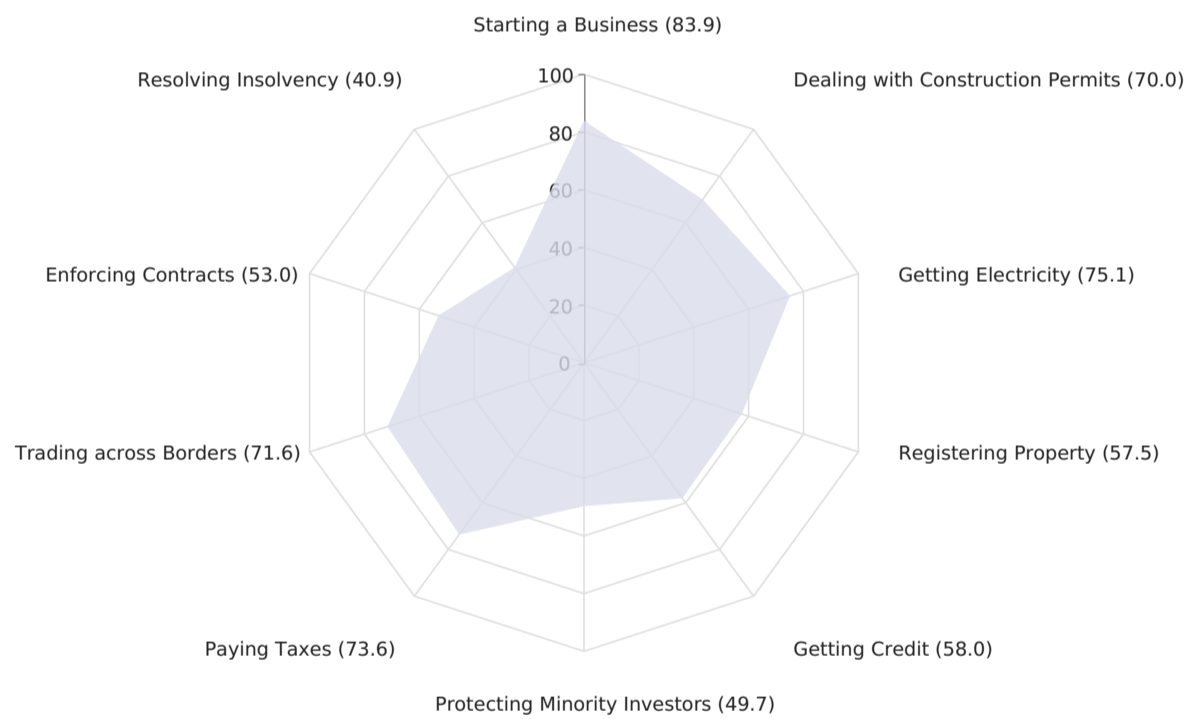
Source: *Doing Business* database

Rankings on Doing Business topics - East Asia & Pacific



Regional average ranking (Scale: Rank 190 center, Rank 1 outer edge)  
 Source: *Doing Business* database.

Ease of Doing Business scores on Doing Business topics - East Asia & Pacific



(Scale: Score 0 center, Score 100 outer edge)

Note: The ease of doing business score captures the gap of each economy from the best regulatory performance observed on each of the indicators across all economies in the Doing Business sample since 2005. An economy's ease of doing business score is reflected on a scale from 0 to 100, where 0 represents the lowest and 100 represents the best performance. The ease of doing business ranking ranges from 1 to 190. Source: Doing Business database

## Starting a Business

This topic measures the number of procedures, time, cost and paid-in minimum capital requirement for a small- to medium-sized limited liability company to start up and formally operate in each economy's largest business city.

To make the data comparable across 190 economies, *Doing Business* uses a standardized business that is 100% domestically owned, has start-up capital equivalent to 10 times the income per capita, engages in general industrial or commercial activities and employs between 10 and 50 people one month after the commencement of operations, all of whom are domestic nationals. Starting a Business considers two types of local limited liability companies that are identical in all aspects, except that one company is owned by 5 married women and the other by 5 married men. The ranking of economies on the ease of starting a business is determined by sorting their scores for starting a business. These scores are the simple average of the scores for each of the component indicators.

The most recent round of data collection for the project was completed in May 2019. [See the methodology for more information.](#)

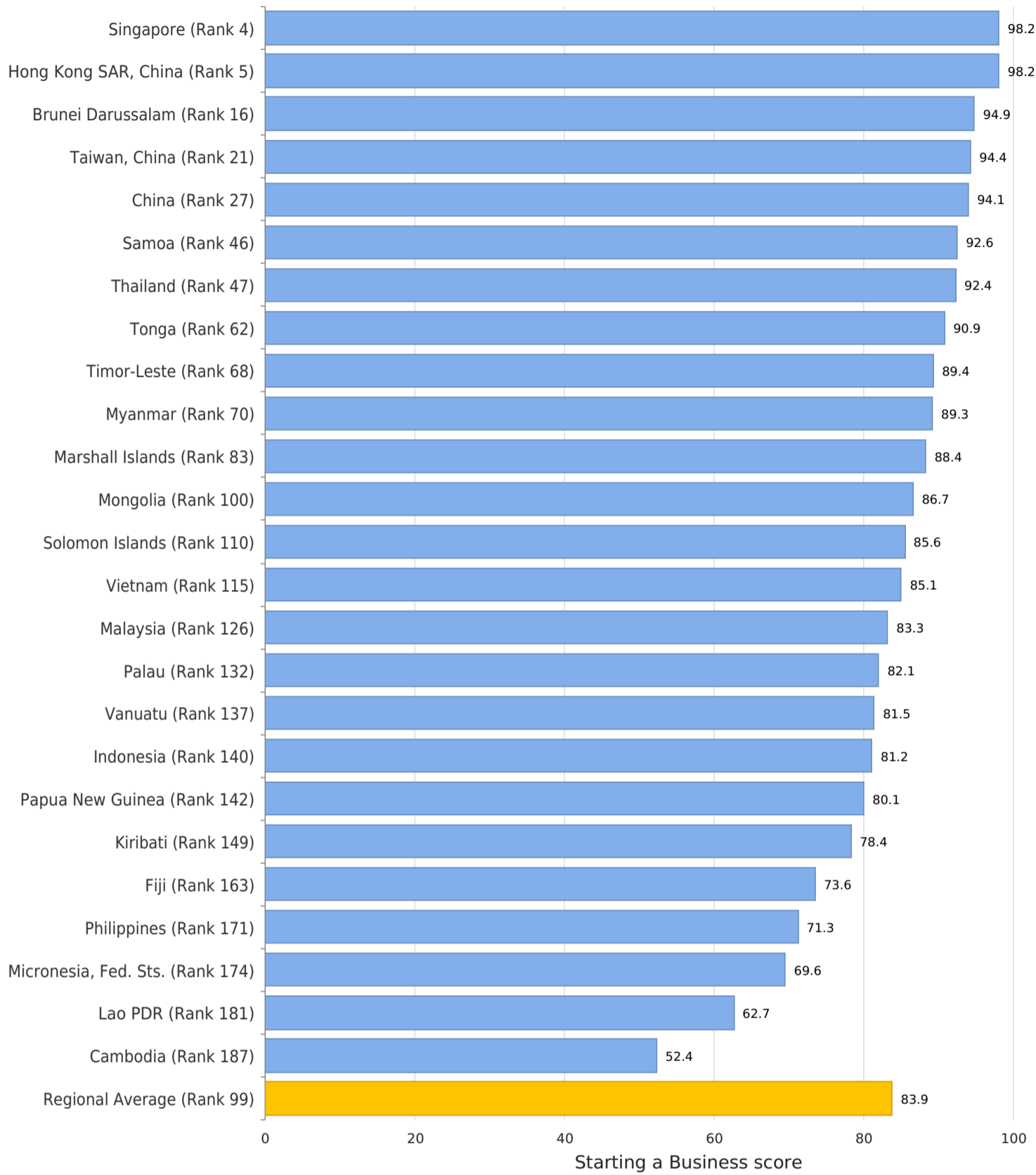
What the indicators measure	Case study assumptions
<p><b>Procedures to legally start and formally operate a company (number)</b></p> <ul style="list-style-type: none"> <li>• Preregistration (for example, name verification or reservation, notarization)</li> <li>• Registration in the economy's largest business city</li> <li>• Postregistration (for example, social security registration, company seal)</li> <li>• Obtaining approval from spouse to start a business or to leave the home to register the company</li> <li>• Obtaining any gender specific document for company registration and operation or national identification card</li> </ul>	<p>To make the data comparable across economies, several assumptions about the business and the procedures are used. It is assumed that any required information is readily available and that the entrepreneur will pay no bribes.</p>
<p><b>Time required to complete each procedure (calendar days)</b></p> <ul style="list-style-type: none"> <li>• Does not include time spent gathering information</li> <li>• Each procedure starts on a separate day (2 procedures cannot start on the same day)</li> <li>• Procedures fully completed online are recorded as ½ day</li> <li>• Procedure is considered completed once final document is received</li> <li>• No prior contact with officials</li> </ul>	<p><b>The business:</b></p> <ul style="list-style-type: none"> <li>-Is a limited liability company (or its legal equivalent). If there is more than one type of limited liability company in the economy, the limited liability form most common among domestic firms is chosen. Information on the most common form is obtained from incorporation lawyers or the statistical office.</li> <li>-Operates in the economy's largest business city. For 11 economies the data are also collected for the second largest business city.</li> <li>-Performs general industrial or commercial activities such as the production or sale to the public of goods or services. The business does not perform foreign trade activities and does not handle products subject to a special tax regime, for example, liquor or tobacco. It is not using heavily polluting production processes.</li> <li>-Does not qualify for investment incentives or any special benefits.</li> <li>-Is 100% domestically owned.</li> <li>-Has five business owners, none of whom is a legal entity. One business owner holds 30% of the company shares, two owners have 20% of shares each, and two owners have 15% of shares each.</li> <li>-Is managed by one local director.</li> <li>-Has between 10 and 50 employees one month after the commencement of operations, all of them domestic nationals.</li> <li>-Has start-up capital of 10 times income per capita.</li> <li>-Has an estimated turnover of at least 100 times income per capita.</li> <li>-Leases the commercial plant or offices and is not a proprietor of real estate.</li> <li>-Has an annual lease for the office space equivalent to one income per capita.</li> <li>-Is in an office space of approximately 929 square meters (10,000 square feet).</li> <li>-Has a company deed that is 10 pages long.</li> </ul>
<p><b>Cost required to complete each procedure (% of income per capita)</b></p> <ul style="list-style-type: none"> <li>• Official costs only, no bribes</li> <li>• No professional fees unless services required by law or commonly used in practice</li> </ul>	<p><b>The owners:</b></p> <ul style="list-style-type: none"> <li>-Have reached the legal age of majority and are capable of making decisions as an adult. If there is no legal age of majority, they are assumed to be 30 years old.</li> <li>-Are in good health and have no criminal record.</li> <li>-Are married, the marriage is monogamous and registered with the authorities.</li> <li>-Where the answer differs according to the legal system applicable to the woman or man in question (as may be the case in economies where there is legal plurality), the answer used will be the one that applies to the majority of the population.</li> </ul>
<p><b>Paid-in minimum capital (% of income per capita)</b></p> <ul style="list-style-type: none"> <li>• Funds deposited in a bank or with third party before registration or up to 3 months after incorporation</li> </ul>	

**Starting a Business**

*Where do the region's economies stand today?*

How easy is it for entrepreneurs in economies in East Asia & Pacific to start a business? The global rankings of these economies on the ease of starting a business suggest an answer. The average ranking of the region and comparator regions provide a useful benchmark.

**How economies in East Asia & Pacific rank on the ease of starting a business**



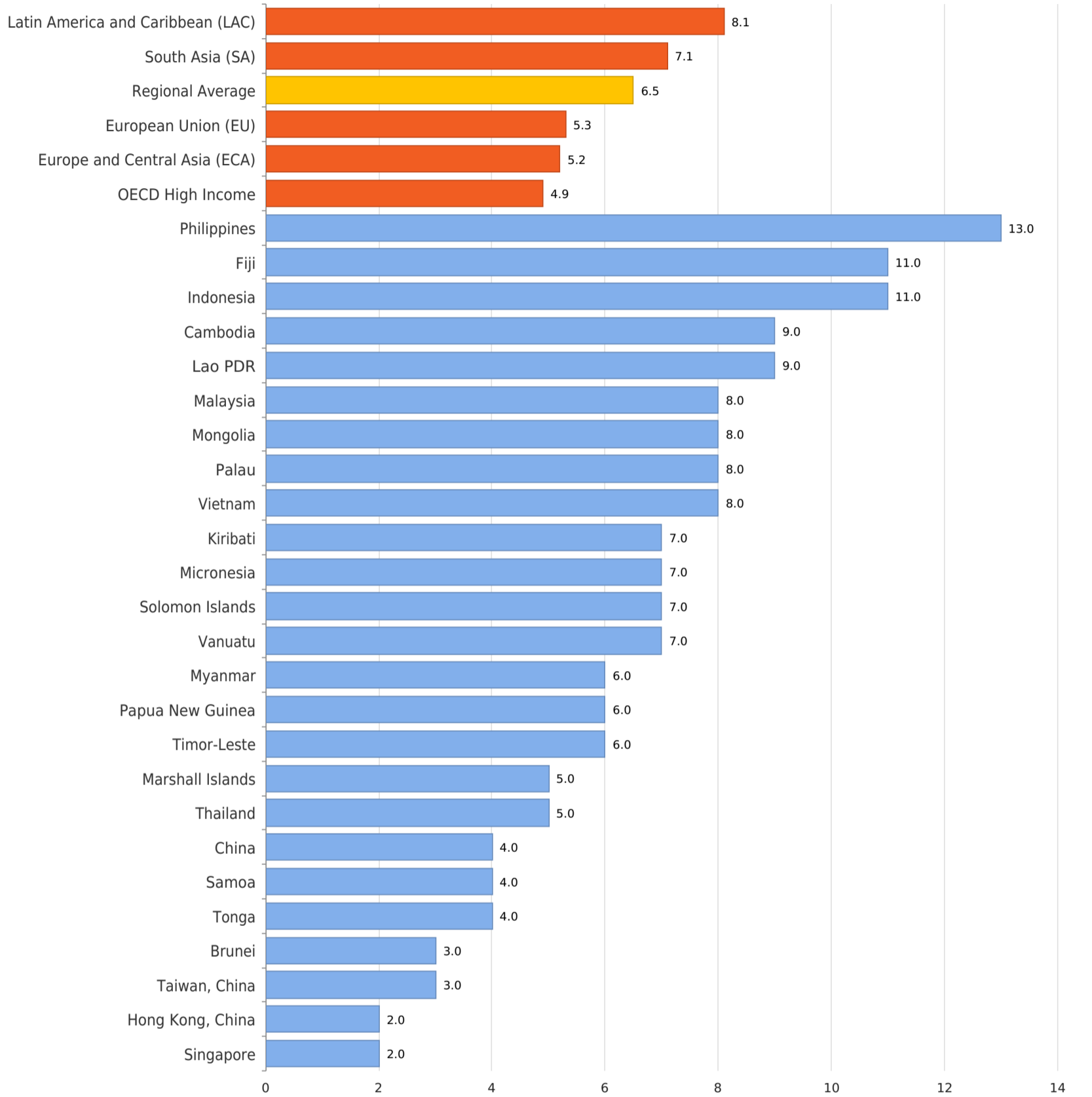
Source: Doing Business database.

**Starting a Business**

The indicators underlying the rankings may be more revealing. Data collected by Doing Business show what it takes to start a business in each economy in the region: the number of procedures, the time, the cost and the paid-in minimum capital requirement. Comparing these indicators across the region and with averages both for the region and for comparator regions can provide useful insights.

**What it takes to start a business in economies in East Asia & Pacific**

**Procedure - Men (number)**

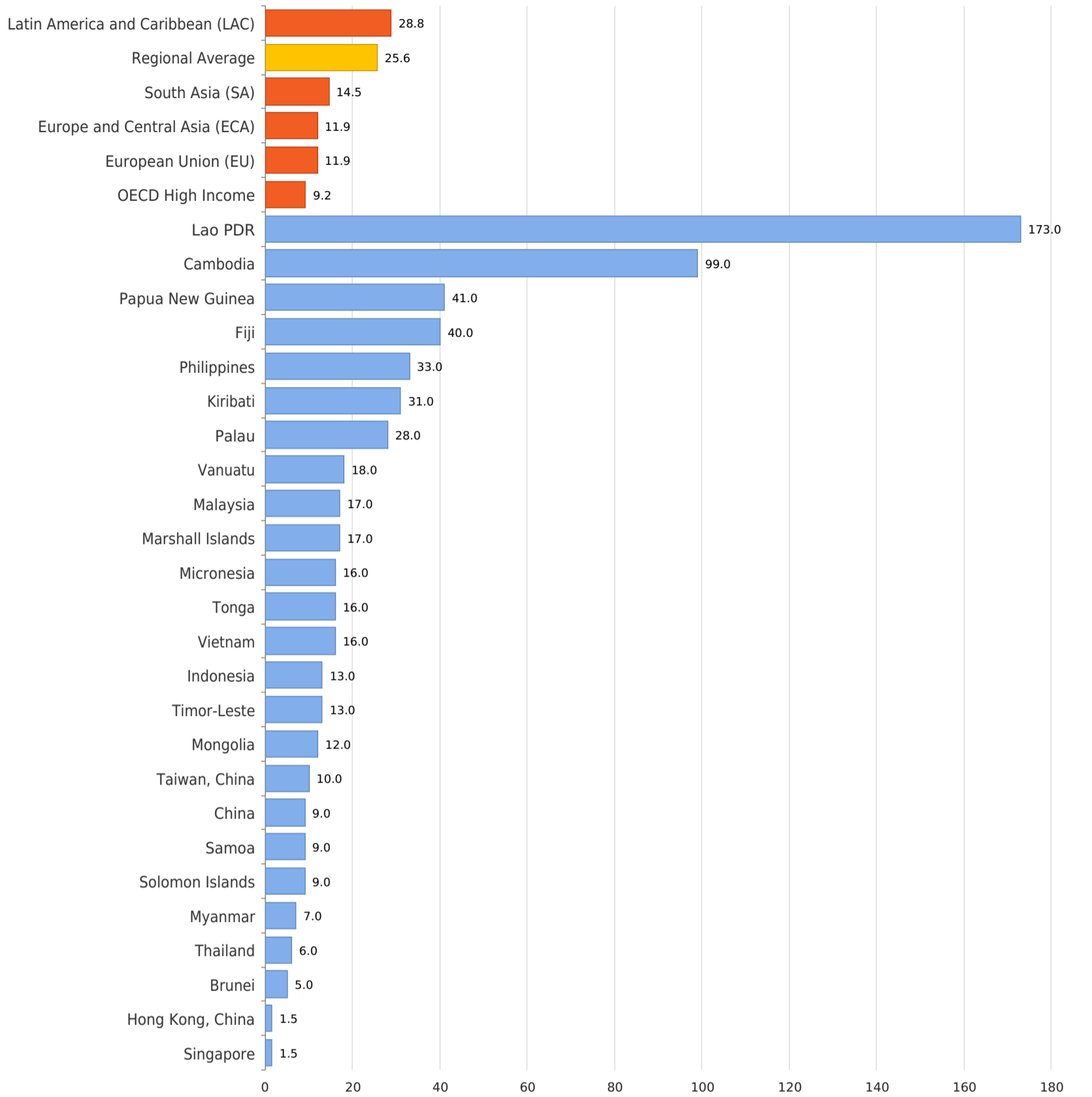


Source: Doing Business database.



Starting a Business

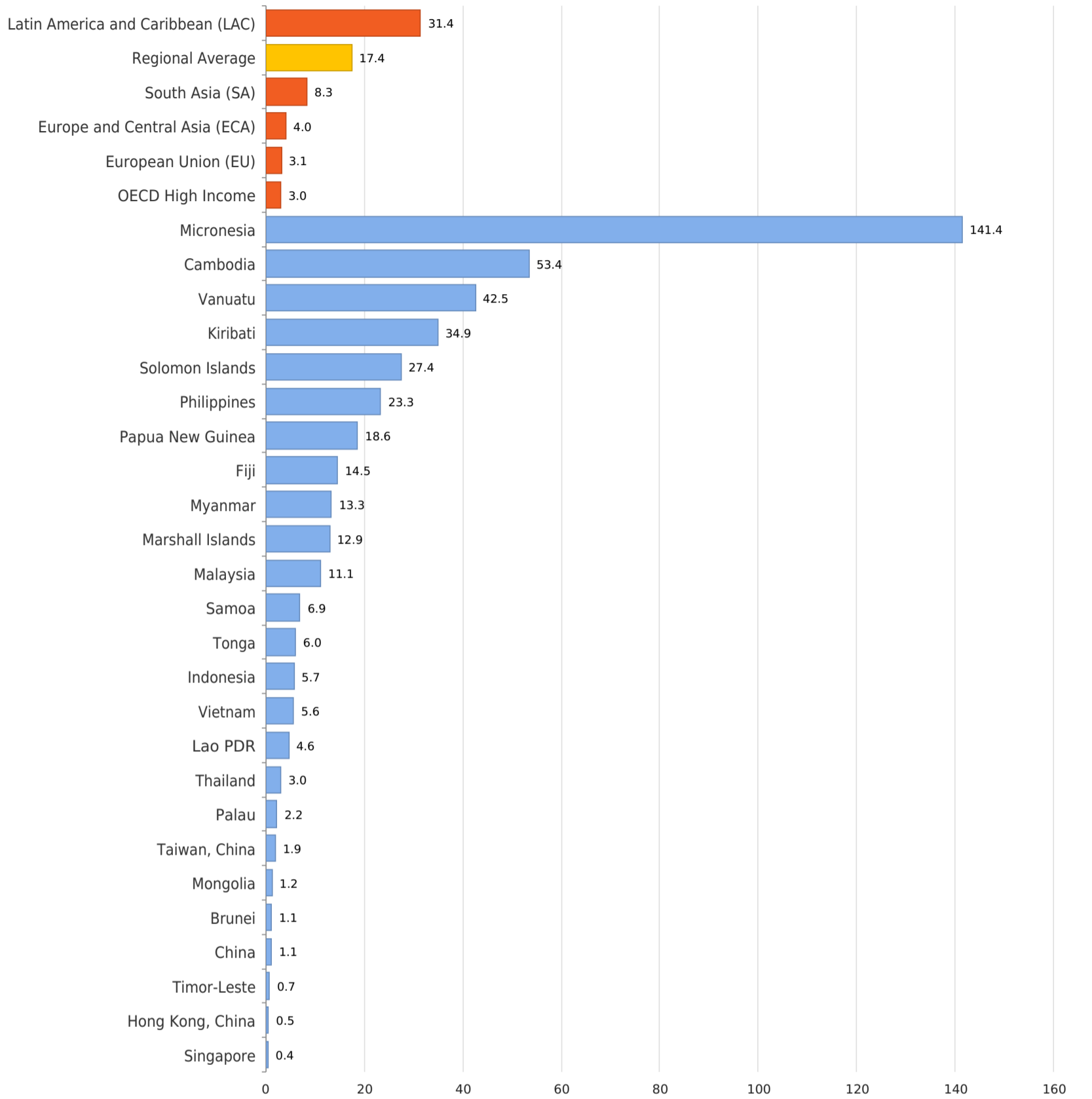
Time - Men (days)



Source: Doing Business database.

Starting a Business

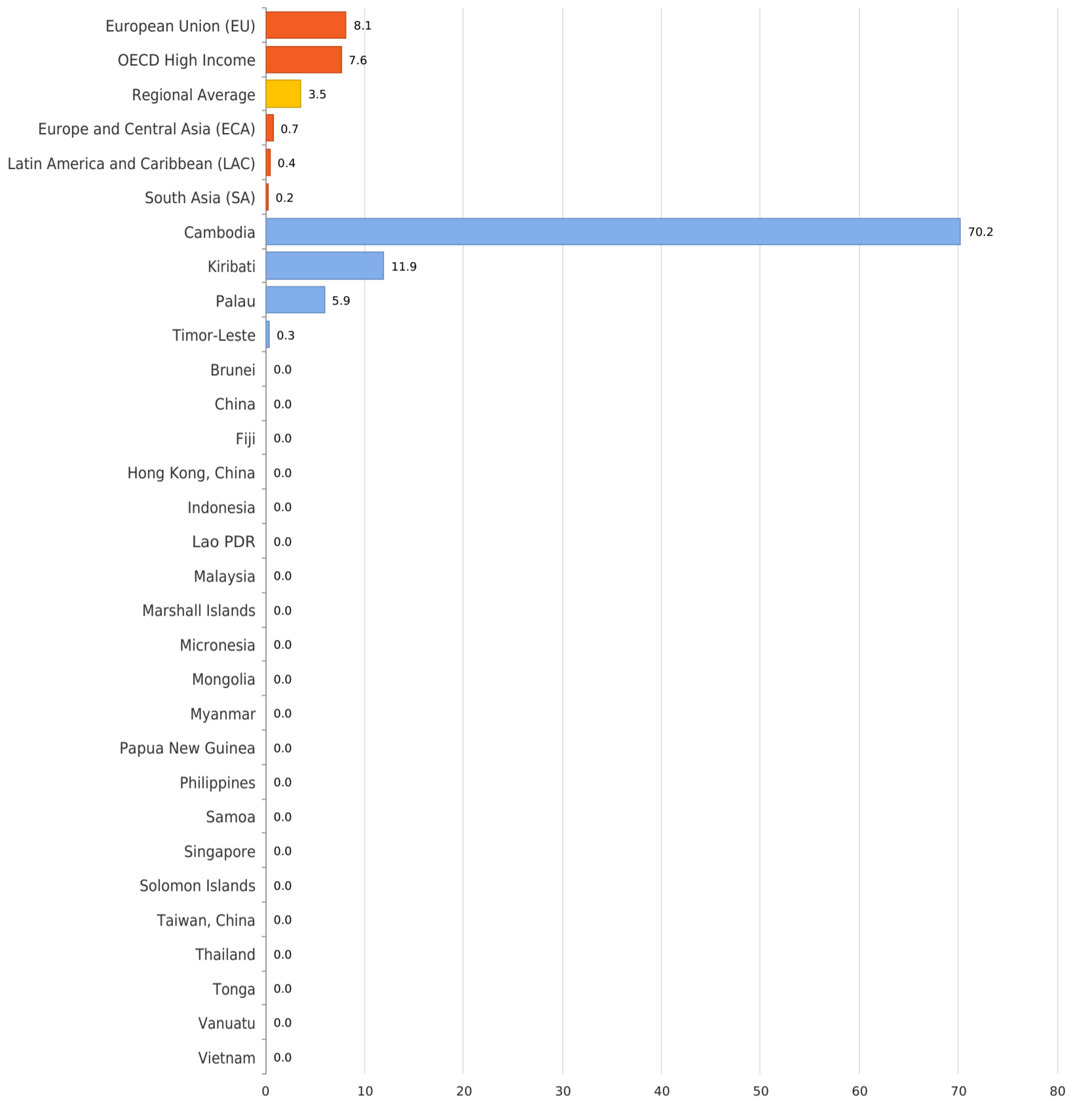
Cost - Men (% of income per capita)



Source: Doing Business database.

Starting a Business

Paid-in min. capital (% of income per capita)



Source: Doing Business database.

## Dealing with Construction Permits

This topic tracks the procedures, time and cost to build a warehouse—including obtaining necessary the licenses and permits, submitting all required notifications, requesting and receiving all necessary inspections and obtaining utility connections. In addition, the Dealing with Construction Permits indicator measures the building quality control index, evaluating the quality of building regulations, the strength of quality control and safety mechanisms, liability and insurance regimes, and professional certification requirements. The most recent round of data collection was completed in May 2019. [See the methodology for more information](#)

### What the indicators measure

#### Procedures to legally build a warehouse (number)

- Submitting all relevant documents and obtaining all necessary clearances, licenses, permits and certificates
- Submitting all required notifications and receiving all necessary inspections
- Obtaining utility connections for water and sewerage
- Registering and selling the warehouse after its completion

#### Time required to complete each procedure (calendar days)

- Does not include time spent gathering information
- Each procedure starts on a separate day—though procedures that can be fully completed online are an exception to this rule
- Procedure is considered completed once final document is received
- No prior contact with officials

#### Cost required to complete each procedure (% of income per capita)

- Official costs only, no bribes

#### Building quality control index (0-15)

- Quality of building regulations (0-2)
- Quality control before construction (0-1)
- Quality control during construction (0-3)
- Quality control after construction (0-3)
- Liability and insurance regimes (0-2)
- Professional certifications (0-4)

### Case study assumptions

To make the data comparable across economies, several assumptions about the construction company, the warehouse project and the utility connections are used.

#### The construction company (BuildCo):

- Is a limited liability company (or its legal equivalent) and operates in the economy's largest business city. For 11 economies the data are also collected for the second largest business city.
- Is 100% domestically and privately owned; has five owners, none of whom is a legal entity. Has a licensed architect and a licensed engineer, both registered with the local association of architects or engineers. BuildCo is not assumed to have any other employees who are technical or licensed experts, such as geological or topographical experts.
- Owns the land on which the warehouse will be built and will sell the warehouse upon its completion.

#### The warehouse:

- Will be used for general storage activities, such as storage of books or stationery.
- Will have two stories, both above ground, with a total constructed area of approximately 1,300.6 square meters (14,000 square feet). Each floor will be 3 meters (9 feet, 10 inches) high and will be located on a land plot of approximately 929 square meters (10,000 square feet) that is 100% owned by BuildCo, and the warehouse is valued at 50 times income per capita.
- Will have complete architectural and technical plans prepared by a licensed architect. If preparation of the plans requires such steps as obtaining further documentation or getting prior approvals from external agencies, these are counted as procedures.
- Will take 30 weeks to construct (excluding all delays due to administrative and regulatory requirements).

#### The water and sewerage connections:

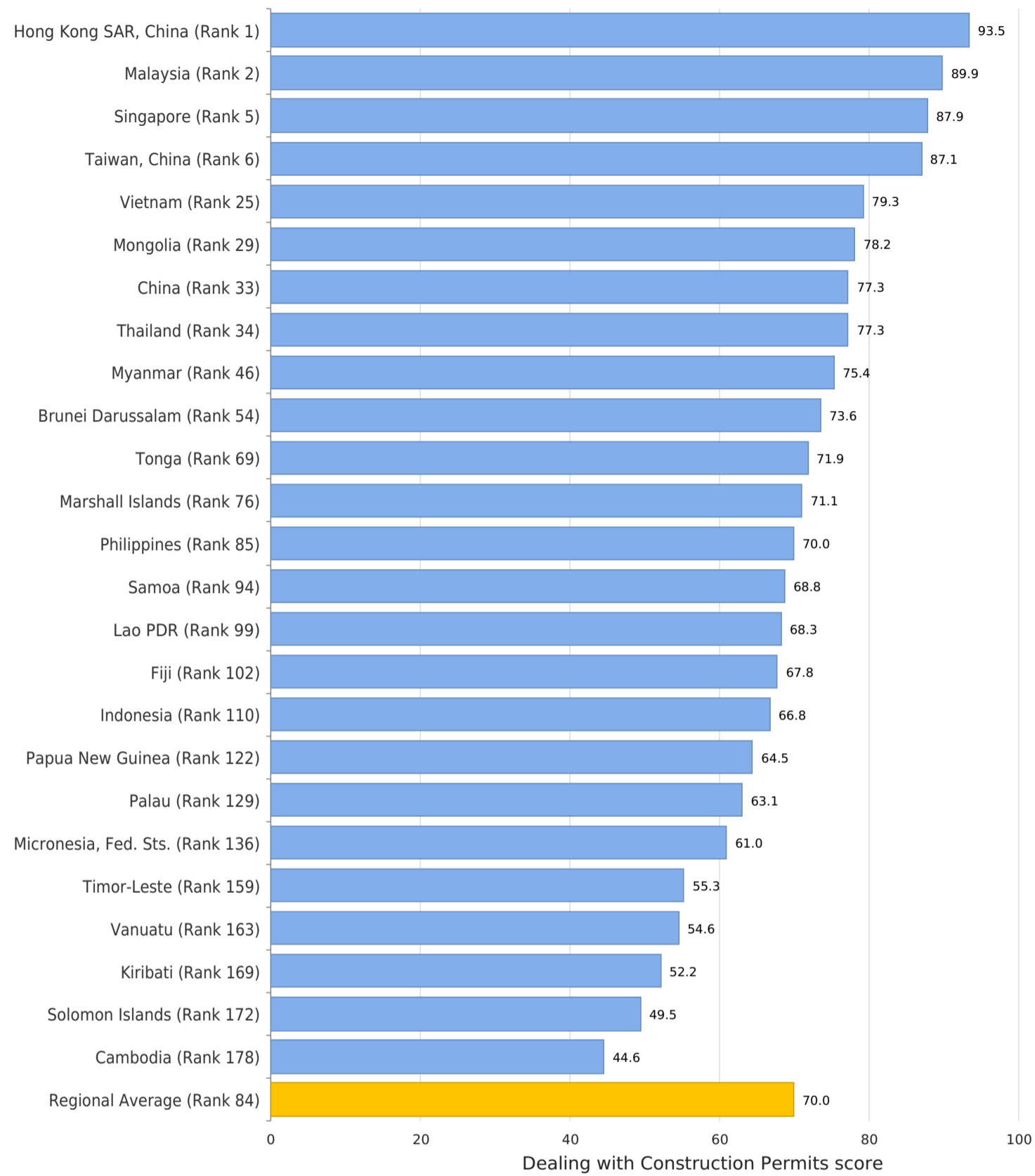
- Will be 150 meters (492 feet) from the existing water source and sewer tap. If there is no water delivery infrastructure in the economy, a borehole will be dug. If there is no sewerage infrastructure, a septic tank in the smallest size available will be installed or built.
- Will have an average water use of 662 liters (175 gallons) a day and an average wastewater flow of 568 liters (150 gallons) a day. Will have a peak water use of 1,325 liters (350 gallons) a day and a peak wastewater flow of 1,136 liters (300 gallons) a day.
- Will have a constant level of water demand and wastewater flow throughout the year; will be 1 inch in diameter for the water connection and 4 inches in diameter for the sewerage connection.

### Dealing with Construction Permits

*Where do the region's economies stand today?*

How easy it is for entrepreneurs in economies in East Asia & Pacific to legally build a warehouse? The global rankings of these economies on the ease of dealing with construction permits suggest an answer. The average ranking of the region and comparator regions provide a useful benchmark.

**How economies in East Asia & Pacific rank on the ease of dealing with construction permits**



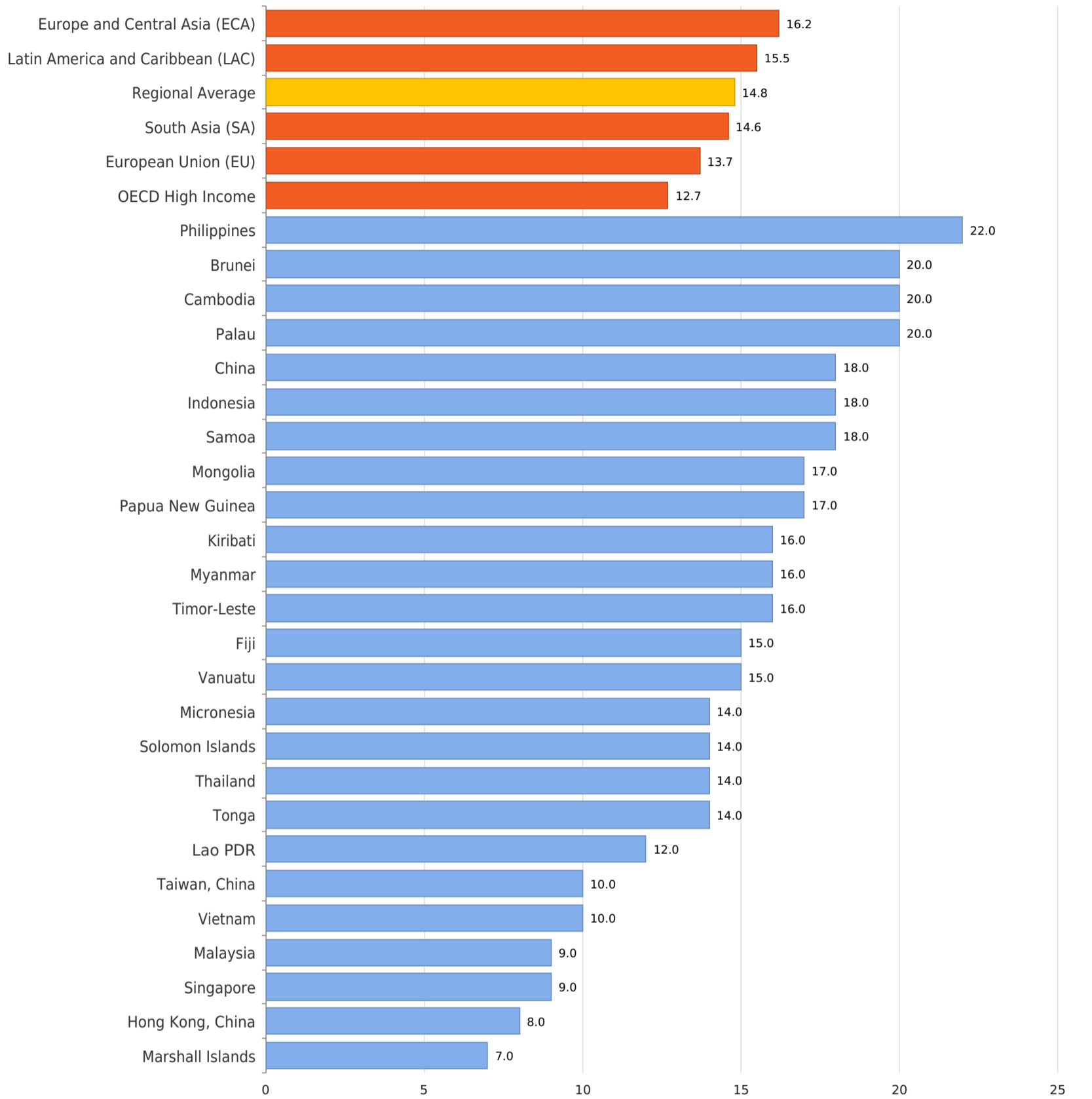
Source: Doing Business database.

**Dealing with Construction Permits**

The indicators underlying the rankings may be more revealing. Data collected by Doing Business show what it takes to comply with formalities to build a warehouse in each economy in the region: the number of procedures, the time and the cost. Comparing these indicators across the region and with averages both for the region and for comparator regions can provide useful insights.

**What it takes to comply with formalities to build a warehouse in economies in East Asia & Pacific**

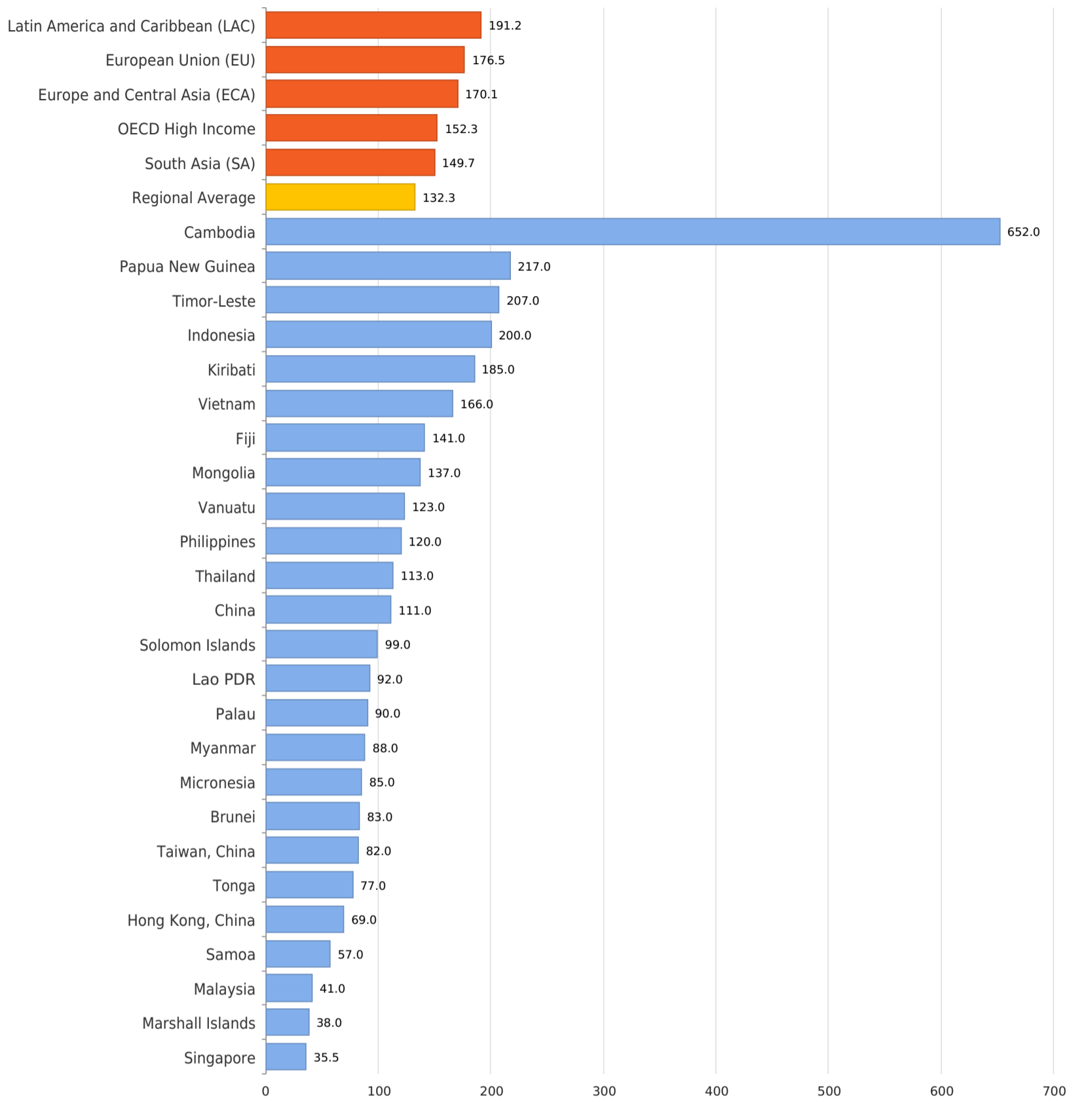
**Procedures (number)**



Source: Doing Business database.

Dealing with Construction Permits

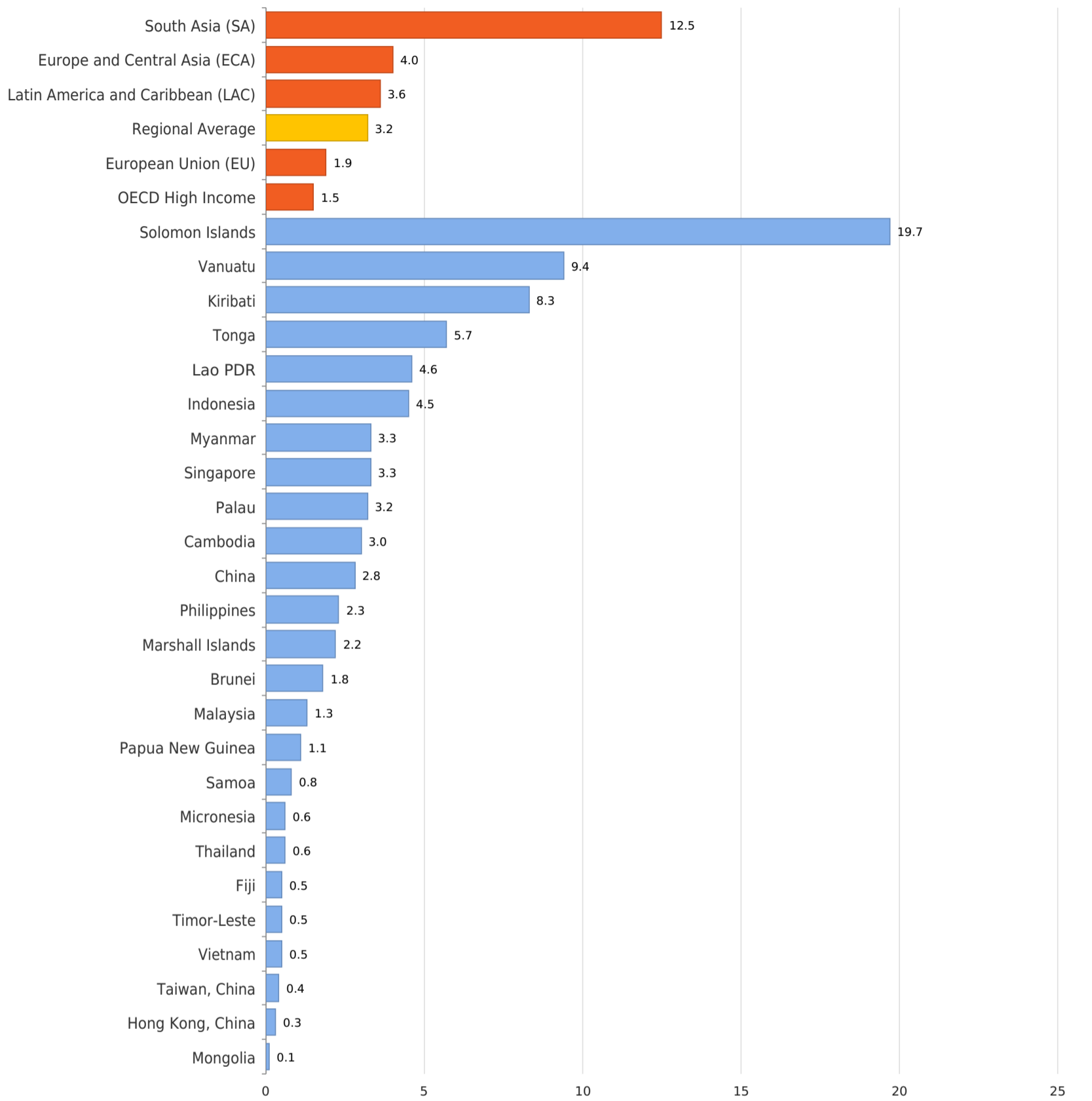
Time (days)



Source: Doing Business database.

Dealing with Construction Permits

Cost (% of warehouse value)

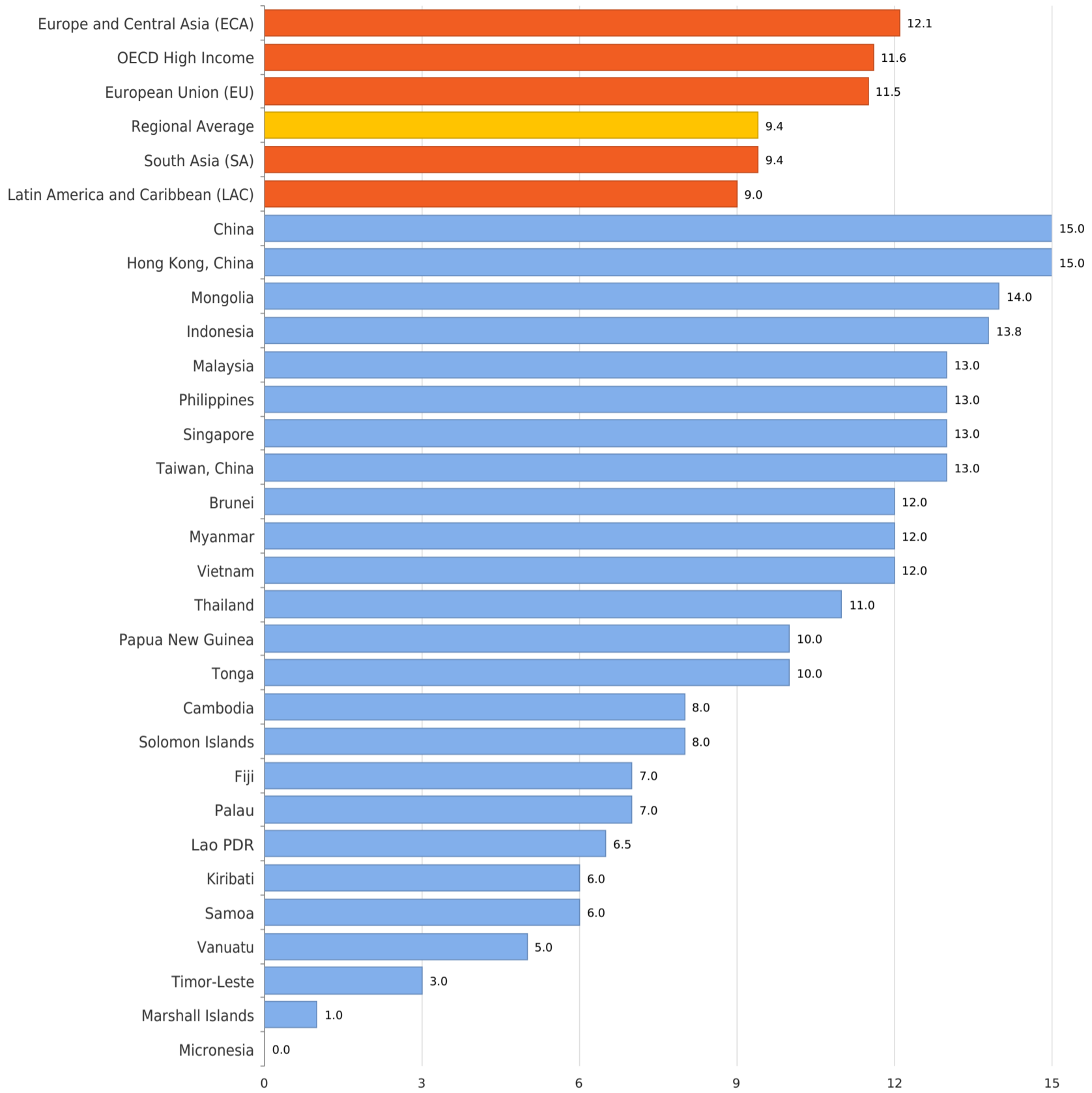


Source: Doing Business database.



Dealing with Construction Permits

Building quality control index (0-15)



Source: Doing Business database.

## ⚡ Getting Electricity

This topic measures the procedures, time and cost required for a business to obtain a permanent electricity connection for a newly constructed warehouse. Additionally, the reliability of supply and transparency of tariffs index measures reliability of supply, transparency of tariffs and the price of electricity. The most recent round of data collection for the project was completed in May 2019. [See the methodology for more information.](#)

### What the indicators measure

#### Procedures to obtain an electricity connection (number)

- Submitting all relevant documents and obtaining all necessary clearances and permits
- Completing all required notifications and receiving all necessary inspections
- Obtaining external installation works and possibly purchasing material for these works
- Concluding any necessary supply contract and obtaining final supply

#### Time required to complete each procedure (calendar days)

- Is at least 1 calendar day
- Each procedure starts on a separate day
- Does not include time spent gathering information
- Reflects the time spent in practice, with little follow-up and no prior contact with officials

#### Cost required to complete each procedure (% of income per capita)

- Official costs only, no bribes
- Value added tax excluded

#### The reliability of supply and transparency of tariffs index (0-8)

- Duration and frequency of power outages (0-3)
- Tools to monitor power outages (0-1)
- Tools to restore power supply (0-1)
- Regulatory monitoring of utilities' performance (0-1)
- Financial deterrents limiting outages (0-1)
- Transparency and accessibility of tariffs (0-1)

#### Price of electricity (cents per kilowatt-hour)\*

- Price based on monthly bill for commercial warehouse in case study

\*Note: *Doing Business* measures the price of electricity, but it is not included in the ease of doing business score nor in the ranking on the ease of getting electricity.

### Case study assumptions

To make the data comparable across economies, several assumptions about the warehouse, the electricity connection and the monthly consumption are used.

#### The warehouse:

- Is owned by a local entrepreneur and is used for storage of goods.
- Is located in the economy's largest business city. For 11 economies the data are also collected for the second largest business city.
- Is located in an area where similar warehouses are typically located and is in an area with no physical constraints. For example, the property is not near a railway.
- Is a new construction and is being connected to electricity for the first time.
- Has two stories with a total surface area of approximately 1,300.6 square meters (14,000 square feet). The plot of land on which it is built is 929 square meters (10,000 square feet).

#### The electricity connection:

- Is a permanent one with a three-phase, four-wire Y connection with a subscribed capacity of 140-kilo-volt-ampere (kVA) with a power factor of 1, when 1 kVA = 1 kilowatt (kW).
- Has a length of 150 meters. The connection is to either the low- or medium-voltage distribution network and is either overhead or underground, whichever is more common in the area where the warehouse is located and requires works that involve the crossing of a 10-meter road (such as by excavation or overhead lines) but are all carried out on public land. There is no crossing of other owners' private property because the warehouse has access to a road.
- Does not require work to install the internal wiring of the warehouse. This has already been completed up to and including the customer's service panel or switchboard and the meter base.

#### The monthly consumption:

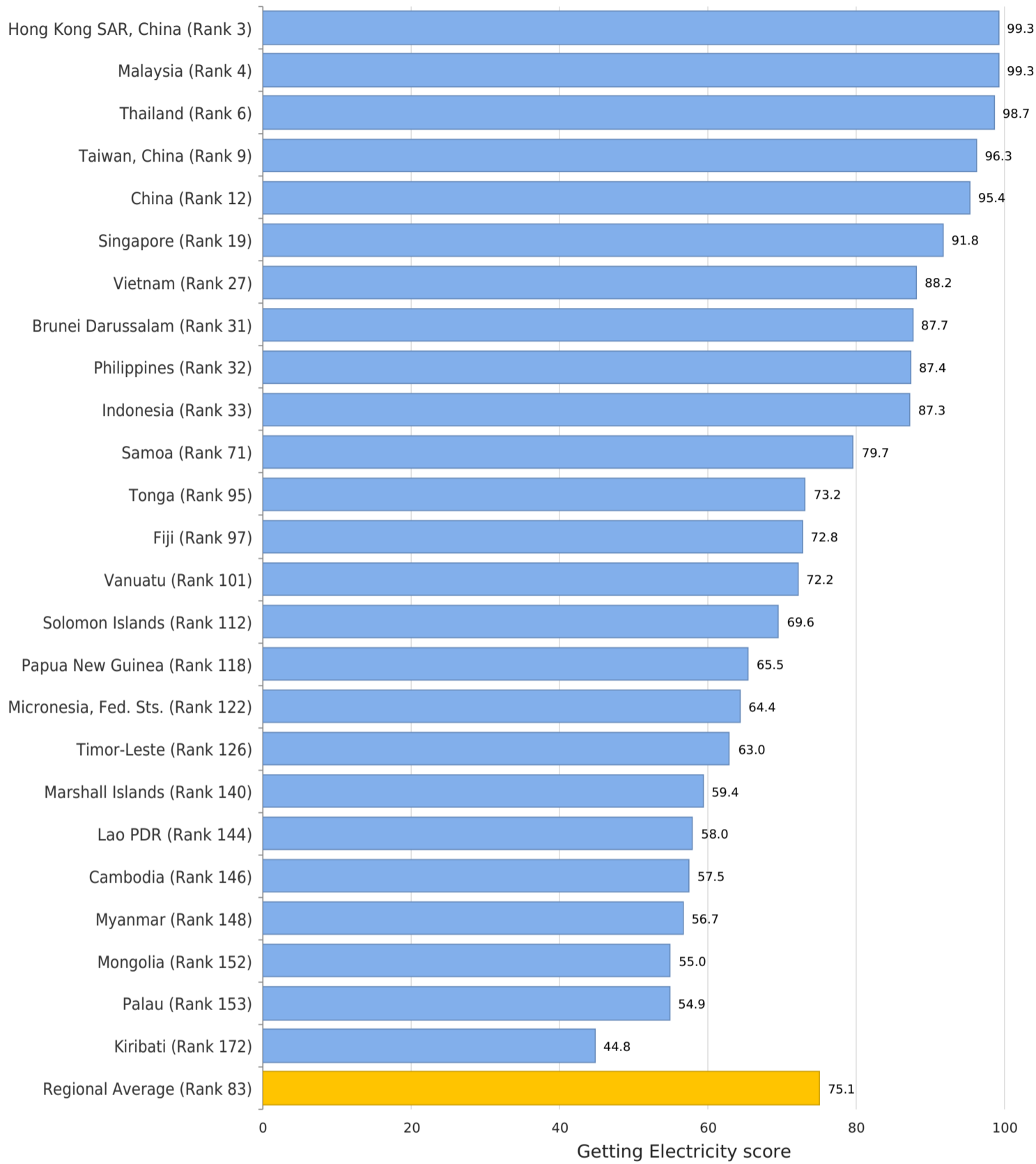
- It is assumed that the warehouse operates 30 days a month from 9:00 a.m. to 5:00 p.m. (8 hours a day), with equipment utilized at 80% of capacity on average and that there are no electricity cuts (assumed for simplicity reasons) and the monthly energy consumption is 26,880 kilowatt-hours (kWh); hourly consumption is 112 kWh.
- If multiple electricity suppliers exist, the warehouse is served by the cheapest supplier.
- Tariffs effective in January of the current year are used for calculation of the price of electricity for the warehouse. Although January has 31 days, for calculation purposes only 30 days are used.

**Getting Electricity**

*Where do the region's economies stand today?*

How easy it is for entrepreneurs in economies in East Asia & Pacific to connect a warehouse to electricity? The global rankings of these economies on the ease of getting electricity suggest an answer. The average ranking of the region and comparator regions provide a useful benchmark.

**How economies in East Asia & Pacific rank on the ease of getting electricity**



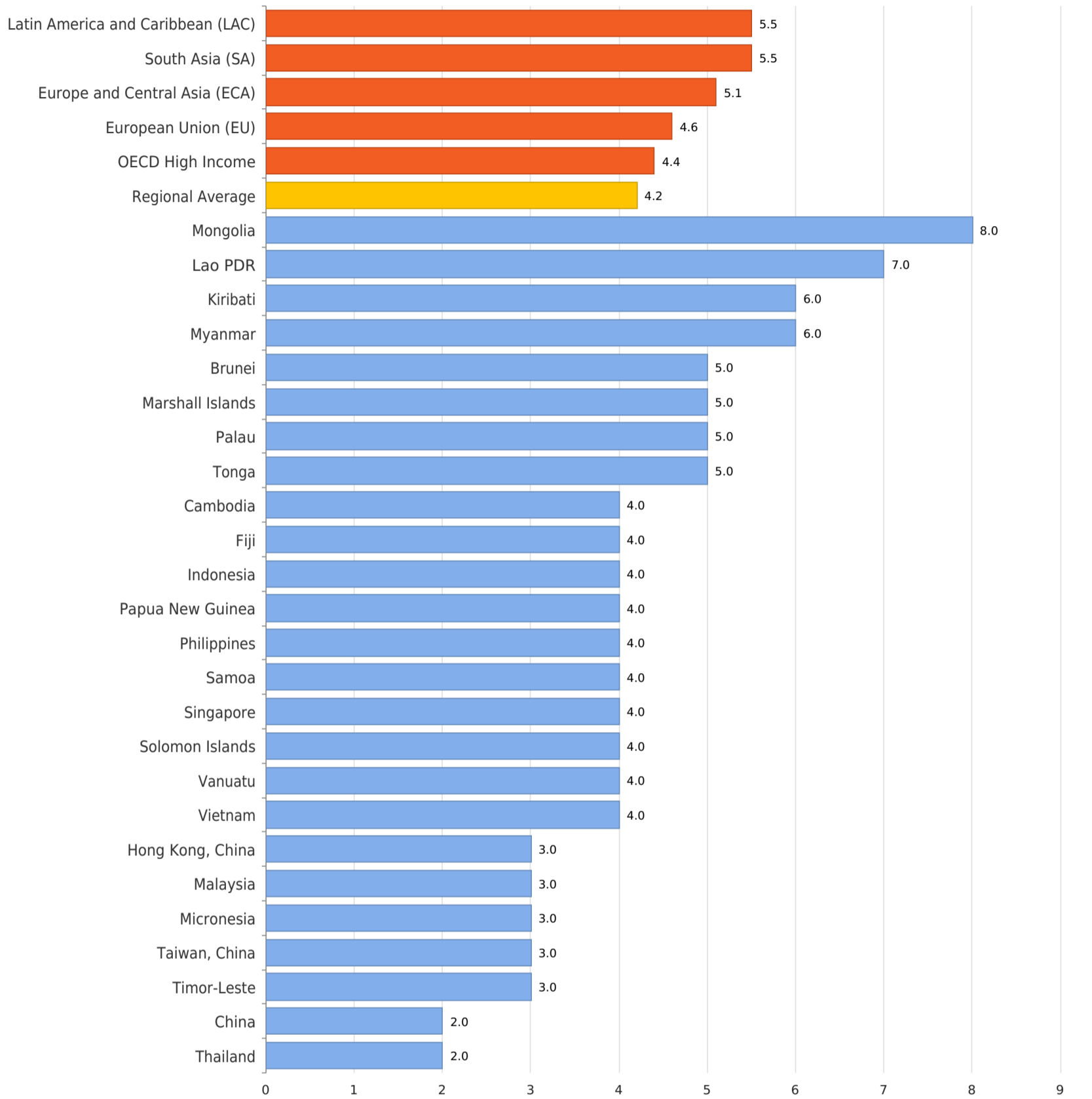
Source: Doing Business database.

**Getting Electricity**

The indicators underlying the rankings may be more revealing. Data collected by Doing Business show what it takes to get a new electricity connection in each economy in the region: the number of procedures, the time and the cost. Comparing these indicators across the region and with averages both for the region and for comparator regions can provide useful insights.

**What it takes to get an electricity connection in economies in East Asia & Pacific**

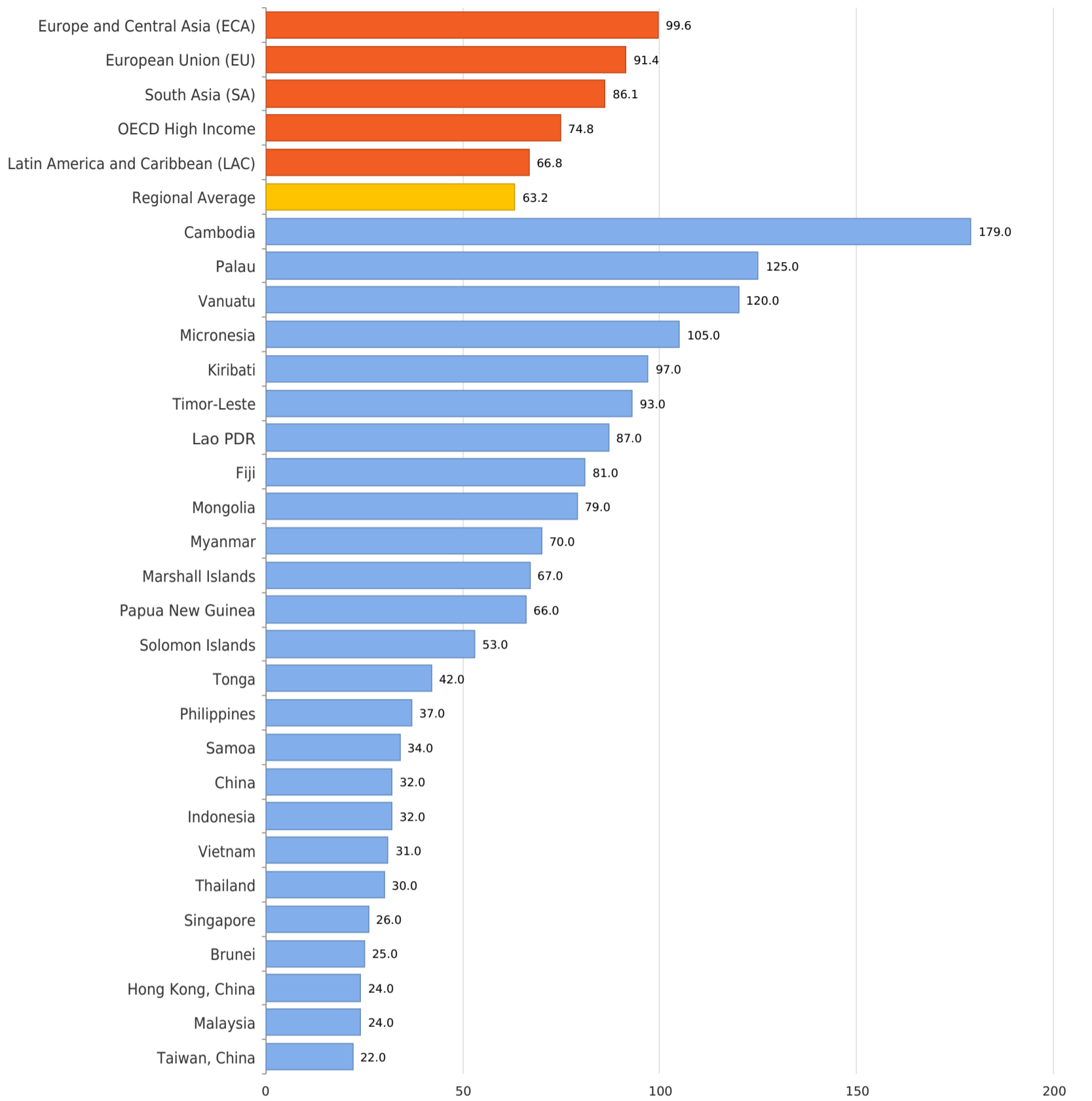
**Procedures (number)**



Source: Doing Business database.

Getting Electricity

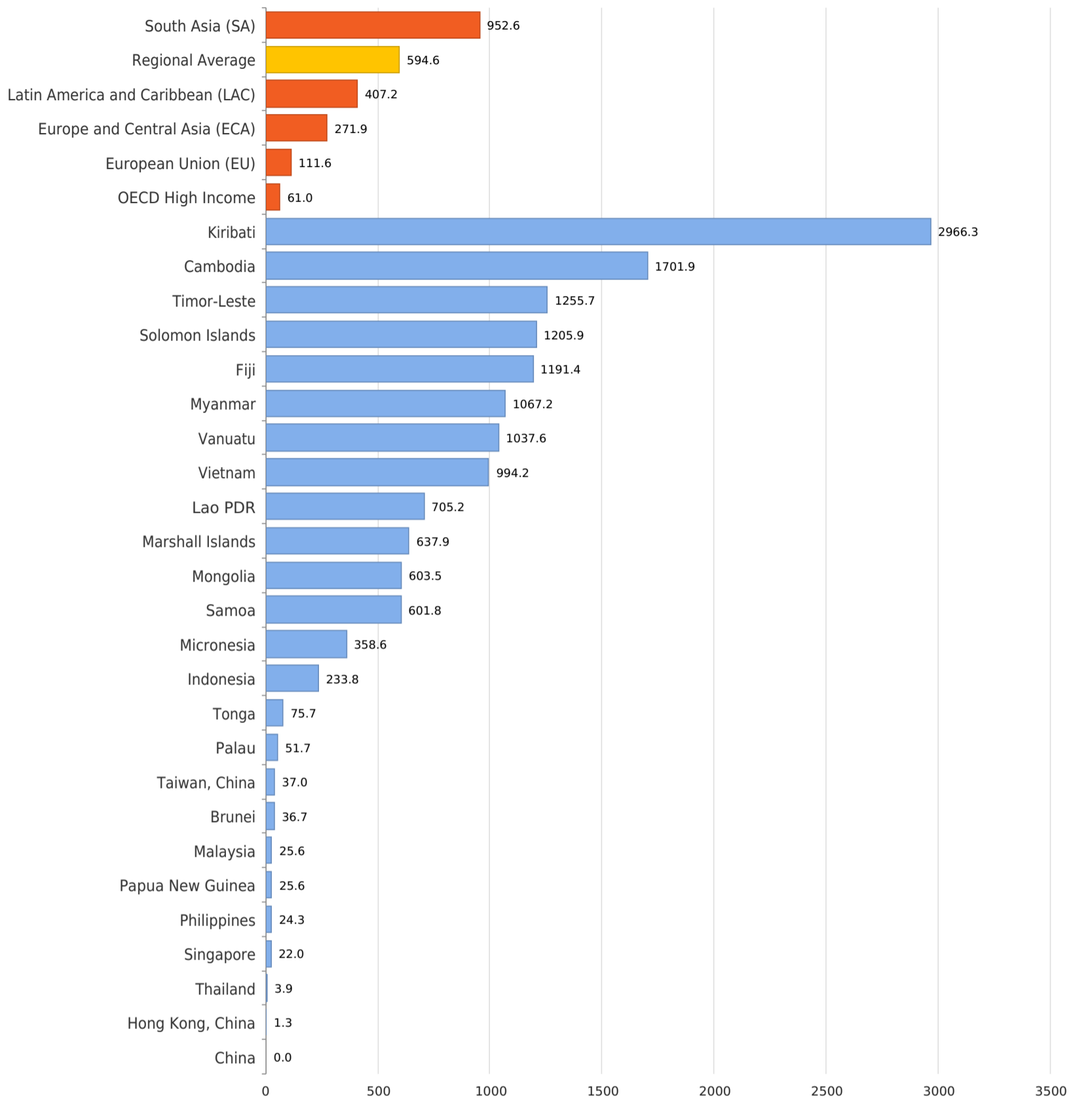
Time (days)



Source: Doing Business database.

Getting Electricity

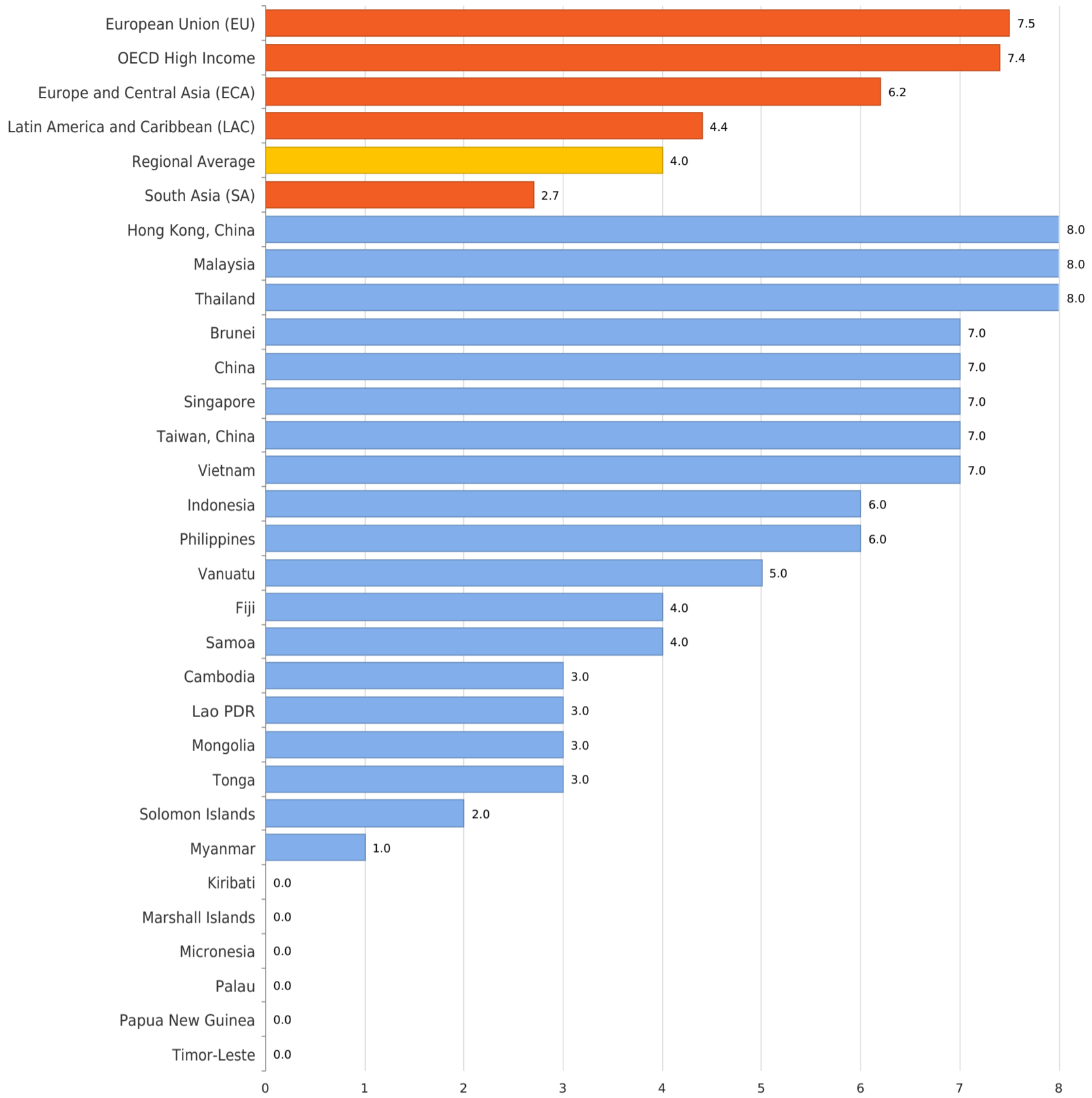
Cost (% of income per capita)



Source: Doing Business database.

Getting Electricity

Reliability of supply and transparency of tariff index (0-8)



Source: Doing Business database.

## Registering Property

This topic examines the steps, time and cost involved in registering property, assuming a standardized case of an entrepreneur who wants to purchase land and a building that is already registered and free of title dispute. In addition, the topic also measures the quality of the land administration system in each economy. The quality of land administration index has five dimensions: reliability of infrastructure, transparency of information, geographic coverage, land dispute resolution, and equal access to property rights. The most recent round of data collection for the project was completed in May 2019. [See the methodology for more information.](#)

### What the indicators measure

#### Procedures to legally transfer title on immovable property (number)

- Preregistration procedures (for example, checking for liens, notarizing sales agreement, paying property transfer taxes)
- Registration procedures in the economy's largest business city.
- Postregistration procedures (for example, filling title with municipality)

#### Time required to complete each procedure (calendar days)

- Does not include time spent gathering information
- Each procedure starts on a separate day - though procedures that can be fully completed online are an exception to this rule
- Procedure is considered completed once final document is received
- No prior contact with officials

#### Cost required to complete each procedure (% of property value)

- Official costs only (such as administrative fees, duties and taxes).
- Value Added Tax, Capital Gains Tax and illicit payments are excluded

#### Quality of land administration index (0-30)

- Reliability of infrastructure index (0-8)
- Transparency of information index (0-6)
- Geographic coverage index (0-8)
- Land dispute resolution index (0-8)
- Equal access to property rights index (-2-0)

### Case study assumptions

To make the data comparable across economies, several assumptions about the parties to the transaction, the property and the procedures are used.

#### The parties (buyer and seller):

- Are limited liability companies (or the legal equivalent).
- Are located in the periurban (that is, on the outskirts of the city but still within its official limits) area of the economy's largest business city. For 11 economies the data are also collected for the second largest business city.
- Are 100% domestically and privately owned.
- Perform general commercial activities.

#### The property (fully owned by the seller):

- Has a value of 50 times income per capita, which equals the sale price.
- Is fully owned by the seller.
- Has no mortgages attached and has been under the same ownership for the past 10 years.
- Is registered in the land registry or cadastre, or both, and is free of title disputes.
- Is located in a periurban commercial zone (that is, on the outskirts of the city but still within its official limits), and no rezoning is required.
- Consists of land and a building. The land area is 557.4 square meters (6,000 square feet). A two-story warehouse of 929 square meters (10,000 square feet) is located on the land. The warehouse is 10 years old, is in good condition, has no heating system and complies with all safety standards, building codes and legal requirements. The property, consisting of land and building, will be transferred in its entirety.
- Will not be subject to renovations or additional construction following the purchase.
- Has no trees, natural water sources, natural reserves or historical monuments of any kind.
- Will not be used for special purposes, and no special permits, such as for residential use, industrial plants, waste storage or certain types of agricultural activities, are required.
- Has no occupants, and no other party holds a legal interest in it.

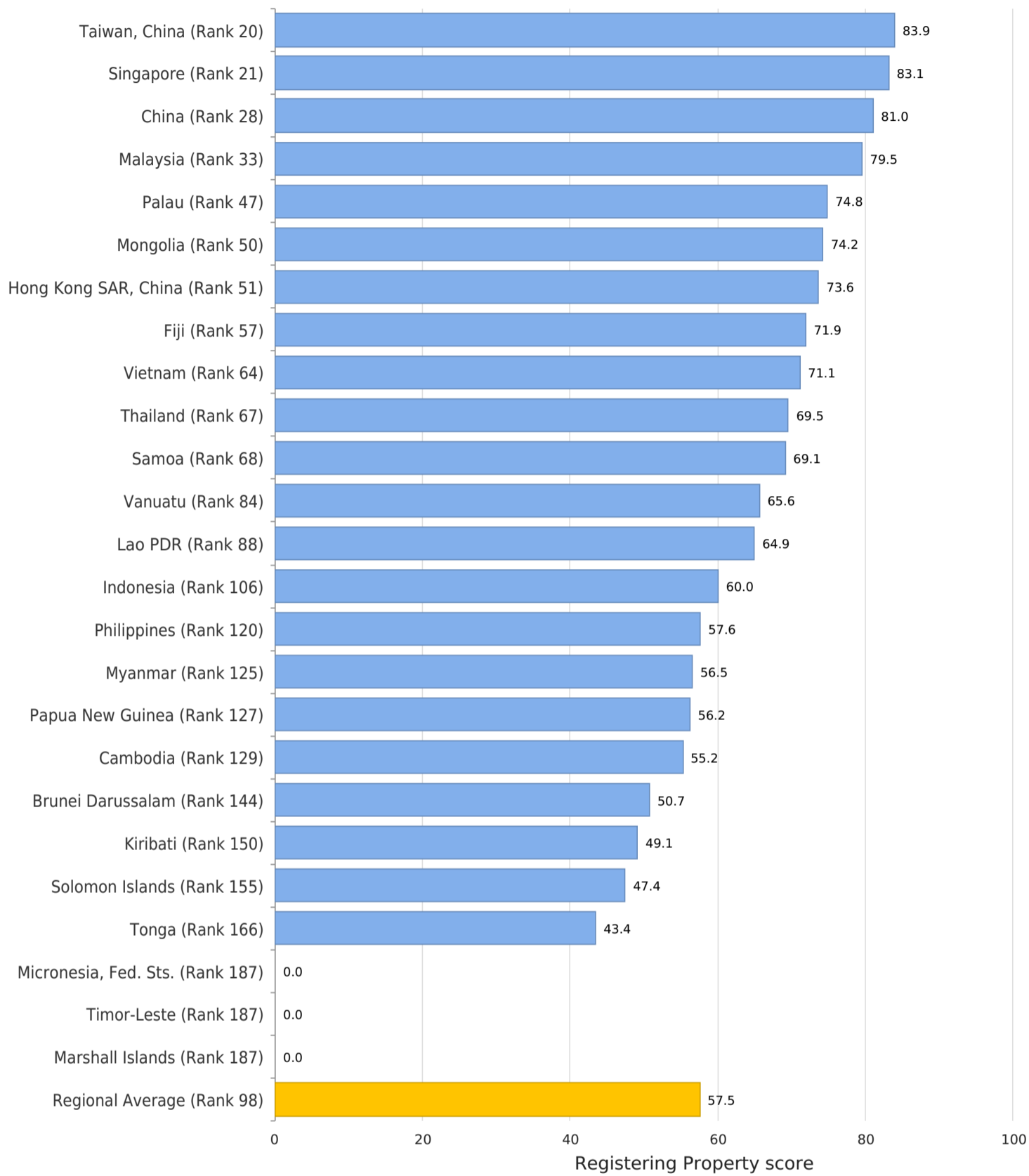


**Registering Property**

*Where do the region's economies stand today?*

How easy it is for entrepreneurs in economies in East Asia & Pacific to transfer property? The global rankings of these economies on the ease of registering property suggest an answer. The average ranking of the region and comparator regions provide a useful benchmark.

**How economies in East Asia & Pacific rank on the ease of registering property**



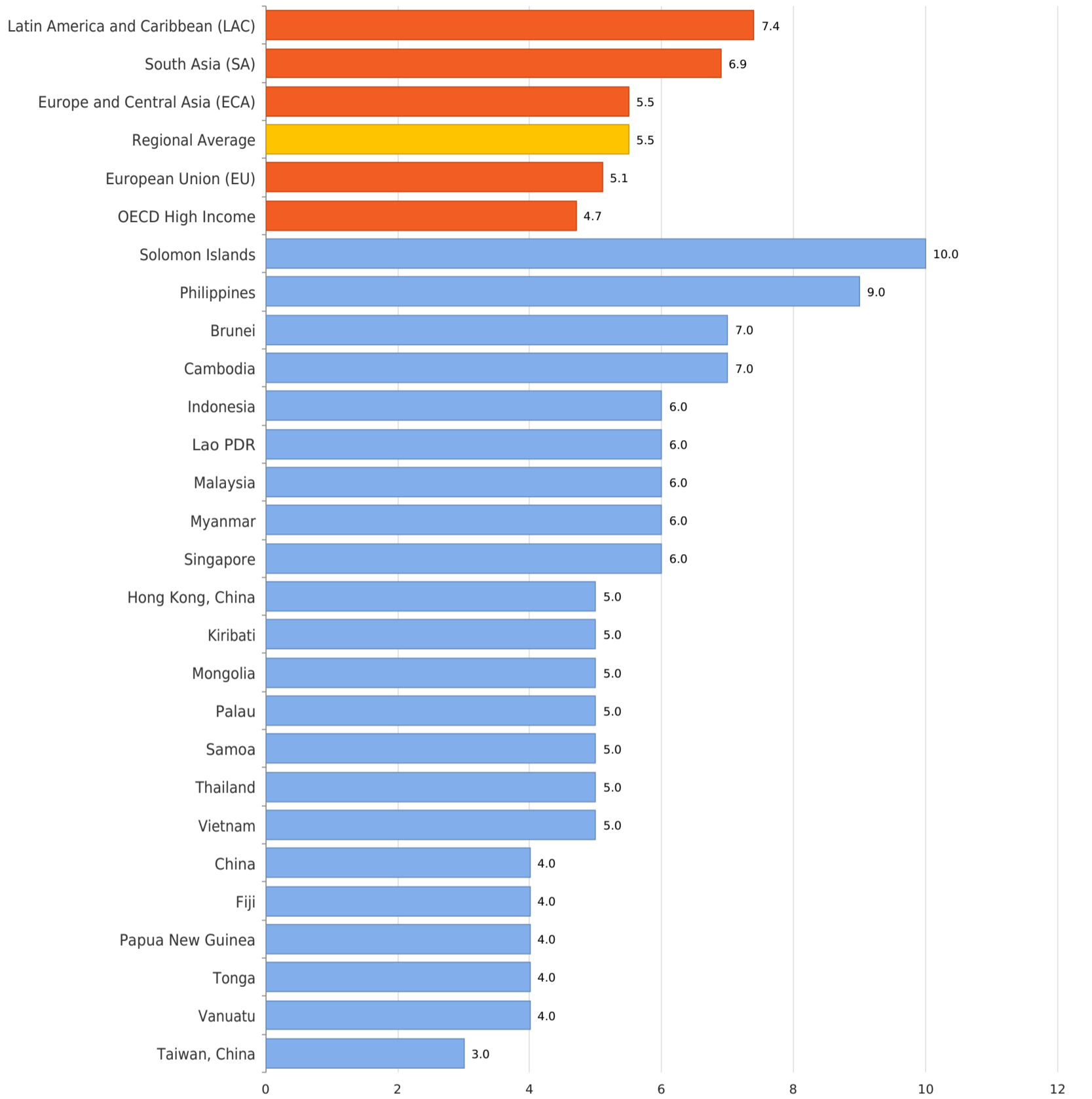
Source: Doing Business database.

**Registering Property**

The indicators underlying the rankings may be more revealing. Data collected by Doing Business show the average recovery rate and the average strength of insolvency framework index. Comparing these indicators across the region and with averages both for the region and for comparator regions can provide useful insights.

**What it takes to register property in economies in East Asia & Pacific.**

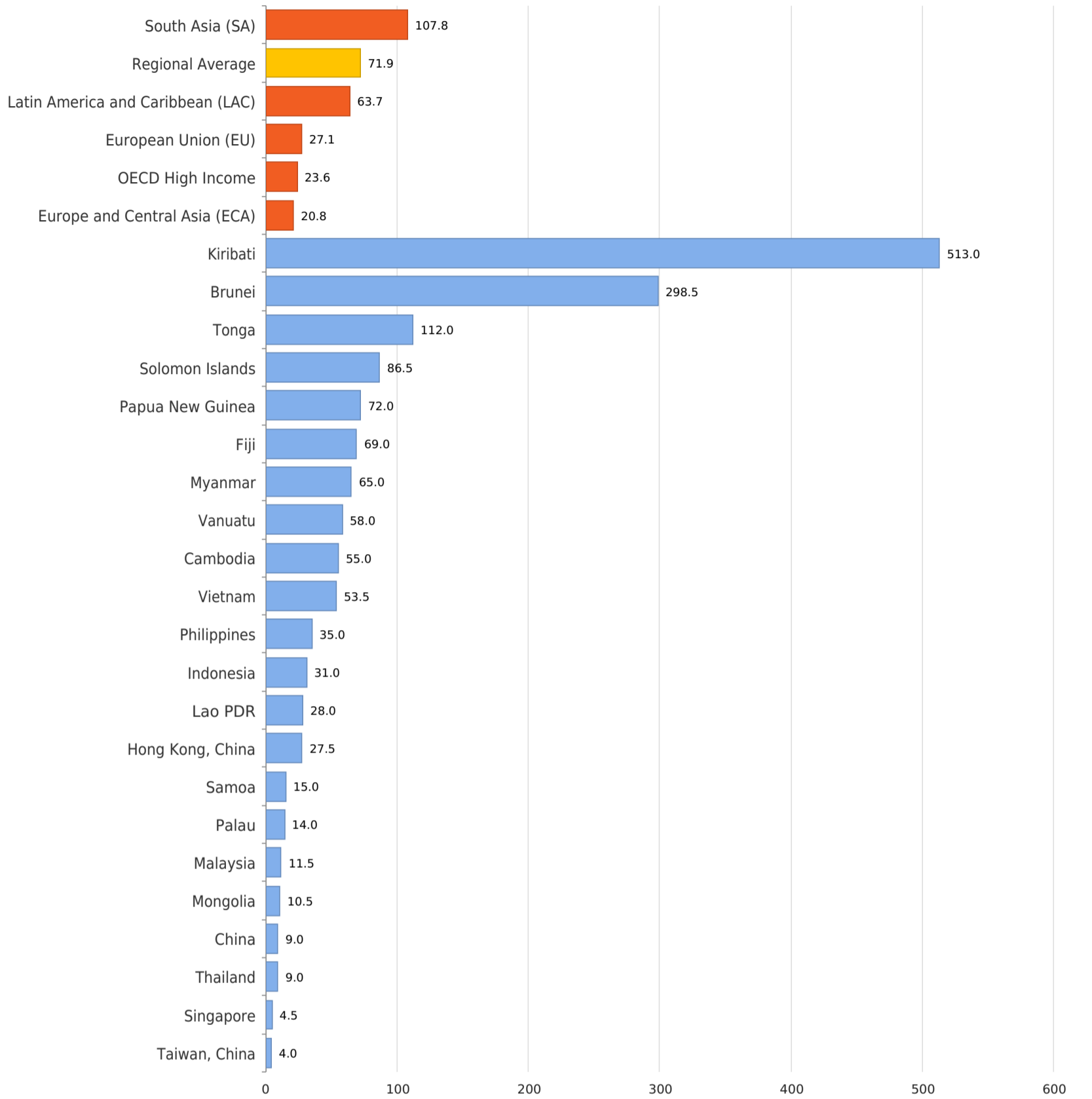
**Procedures (number)**



Source: Doing Business database.

Registering Property

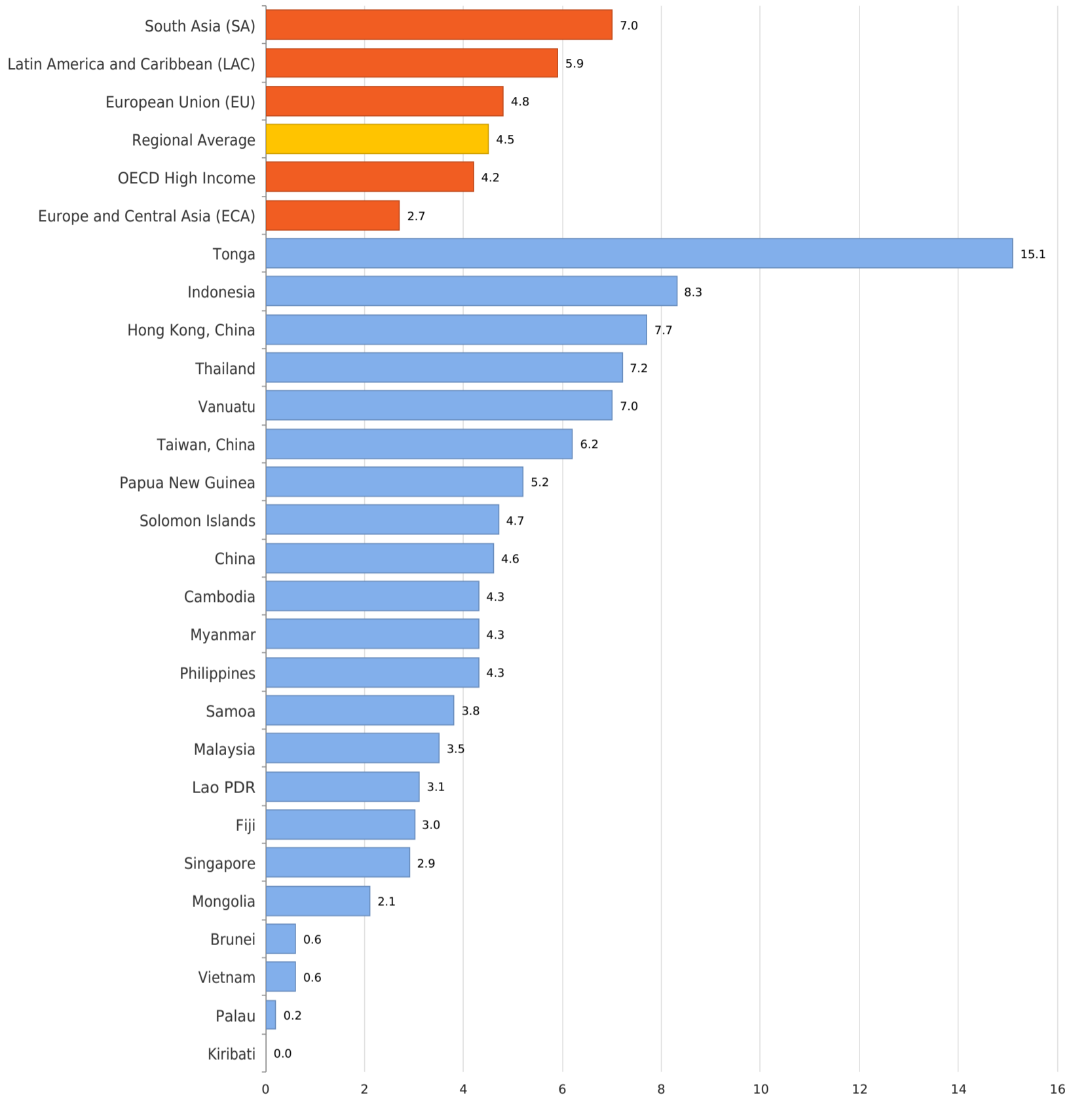
Time (days)



Source: Doing Business database.

Registering Property

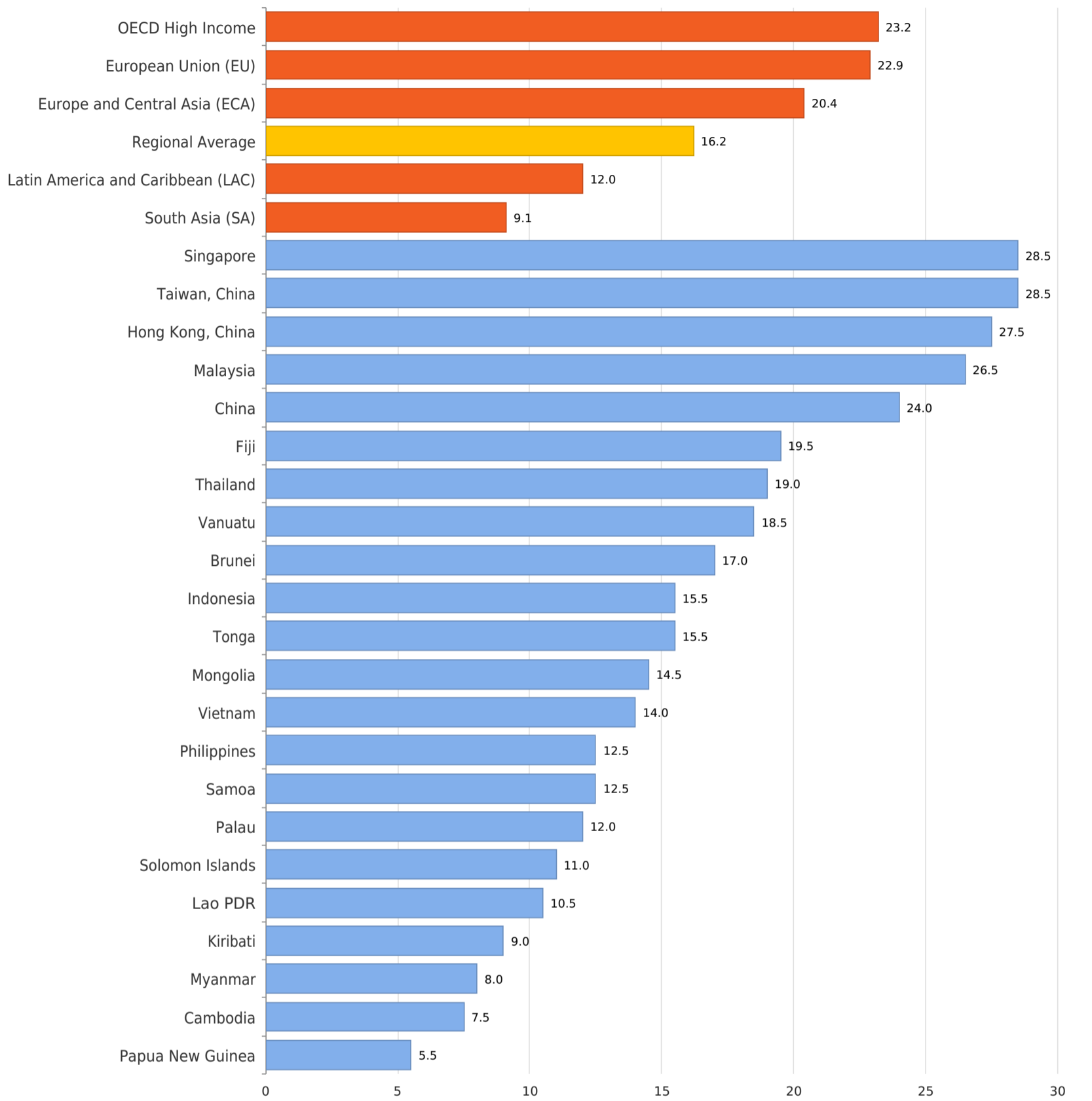
Cost (% of property value)



Source: Doing Business database.

Registering Property

Quality of the land administration index (0-30)



Source: Doing Business database.

## Getting Credit

This topic explores two sets of issues—the strength of credit reporting systems and the effectiveness of collateral and bankruptcy laws in facilitating lending. The most recent round of data collection for the project was completed in May 2019. [See the methodology for more information.](#)

### What the indicators measure

#### Strength of legal rights index (0-12)

- Rights of borrowers and lenders through collateral laws (0-10)
- Protection of secured creditors' rights through bankruptcy laws (0-2)

#### Depth of credit information index (0-8)

- Scope and accessibility of credit information distributed by credit bureaus and credit registries (0-8)

#### Credit bureau coverage (% of adults)

- Number of individuals and firms listed in largest credit bureau as a percentage of adult population

#### Credit registry coverage (% of adults)

- Number of individuals and firms listed in credit registry as a percentage of adult population

### Case study assumptions

*Doing Business* assesses the sharing of credit information and the legal rights of borrowers and lenders with respect to secured transactions through 2 sets of indicators. The depth of credit information index measures rules and practices affecting the coverage, scope and accessibility of credit information available through a credit registry or a credit bureau. The strength of legal rights index measures the degree to which collateral and bankruptcy laws protect the rights of borrowers and lenders and thus facilitate lending. For each economy it is first determined whether a unitary secured transactions system exists. Then two case scenarios, case A and case B, are used to determine how a nonpossessory security interest is created, publicized and enforced according to the law. Special emphasis is given to how the collateral registry operates (if registration of security interests is possible). The case scenarios involve a secured borrower, company ABC, and a secured lender, BizBank.

In some economies the legal framework for secured transactions will allow only case A or case B (not both) to apply. Both cases examine the same set of legal provisions relating to the use of movable collateral.

#### Several assumptions about the secured borrower (ABC) and lender (BizBank) are used:

- ABC is a domestic limited liability company (or its legal equivalent).
- ABC has up to 50 employees.
- ABC has its headquarters and only base of operations in the economy's largest business city. For 11 economies the data are also collected for the second largest business city.
- Both ABC and BizBank are 100% domestically owned.

The case scenarios also involve assumptions. In case A, as collateral for the loan, ABC grants BizBank a nonpossessory security interest in one category of movable assets, for example, its machinery or its inventory. ABC wants to keep both possession and ownership of the collateral. In economies where the law does not allow nonpossessory security interests in movable property, ABC and BizBank use a fiduciary transfer-of-title arrangement (or a similar substitute for nonpossessory security interests).

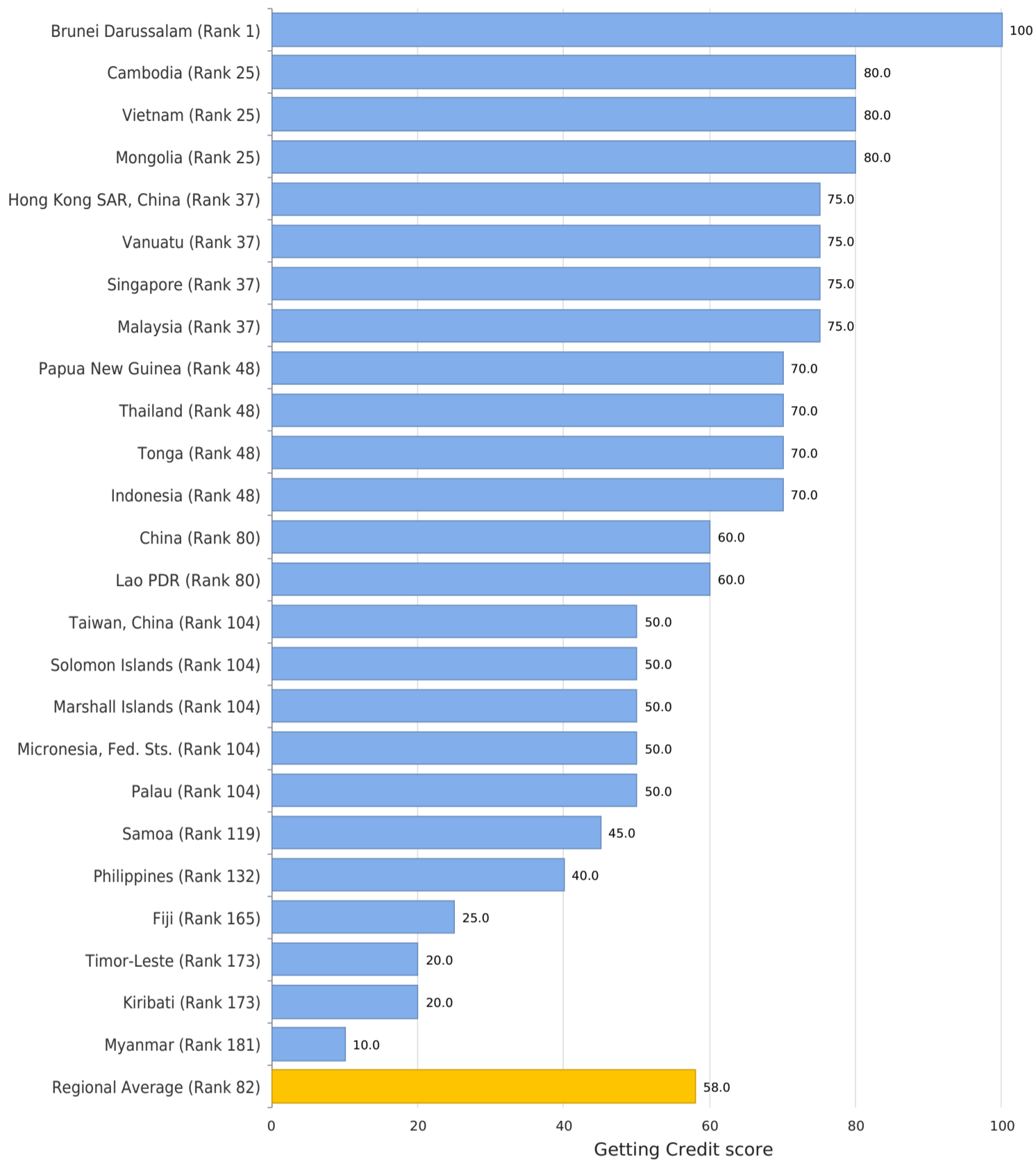
In case B, ABC grants BizBank a business charge, enterprise charge, floating charge or any charge that gives BizBank a security interest over ABC's combined movable assets (or as much of ABC's movable assets as possible). ABC keeps ownership and possession of the assets.

**Getting Credit**

*Where do the region's economies stand today?*

How well do the credit information systems and collateral and bankruptcy laws in economies in East Asia & Pacific facilitate access to credit? The global rankings of these economies on the ease of getting credit suggest an answer. The average ranking of the region and comparator regions provide a useful benchmark.

**How economies in East Asia & Pacific rank on the ease of getting credit**



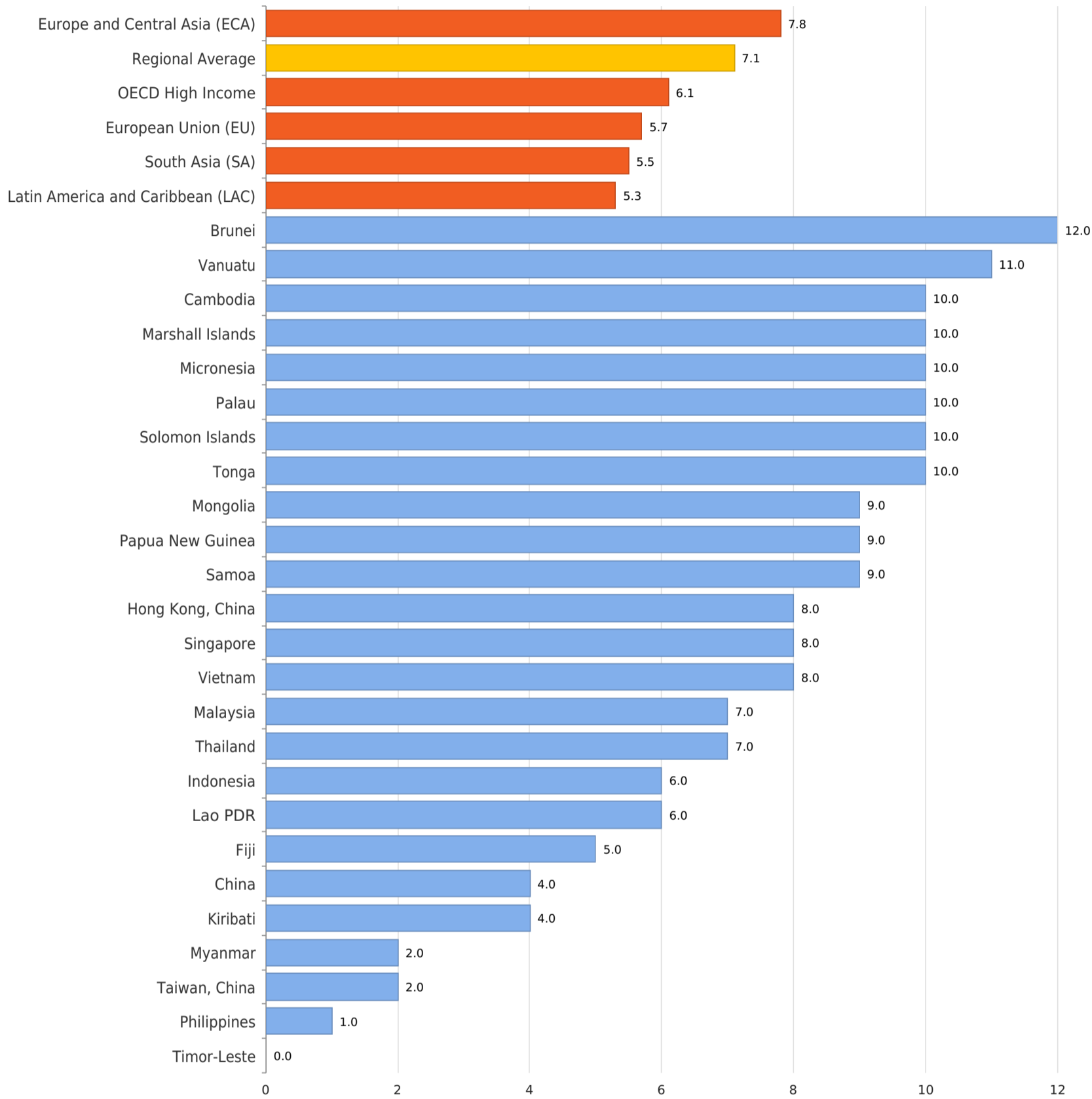
Source: Doing Business database.

**Getting Credit**

Another way to assess how well regulations and institutions support lending and borrowing in the region is to see where the region stands in the distribution of scores across regions. The first figure highlights the score on the strength of legal rights index in East Asia & Pacific and comparator regions. The second figure shows the same thing for the depth of credit information index.

**How strong are legal rights for borrowers and lenders**

**Strength of legal rights index (0-12)**

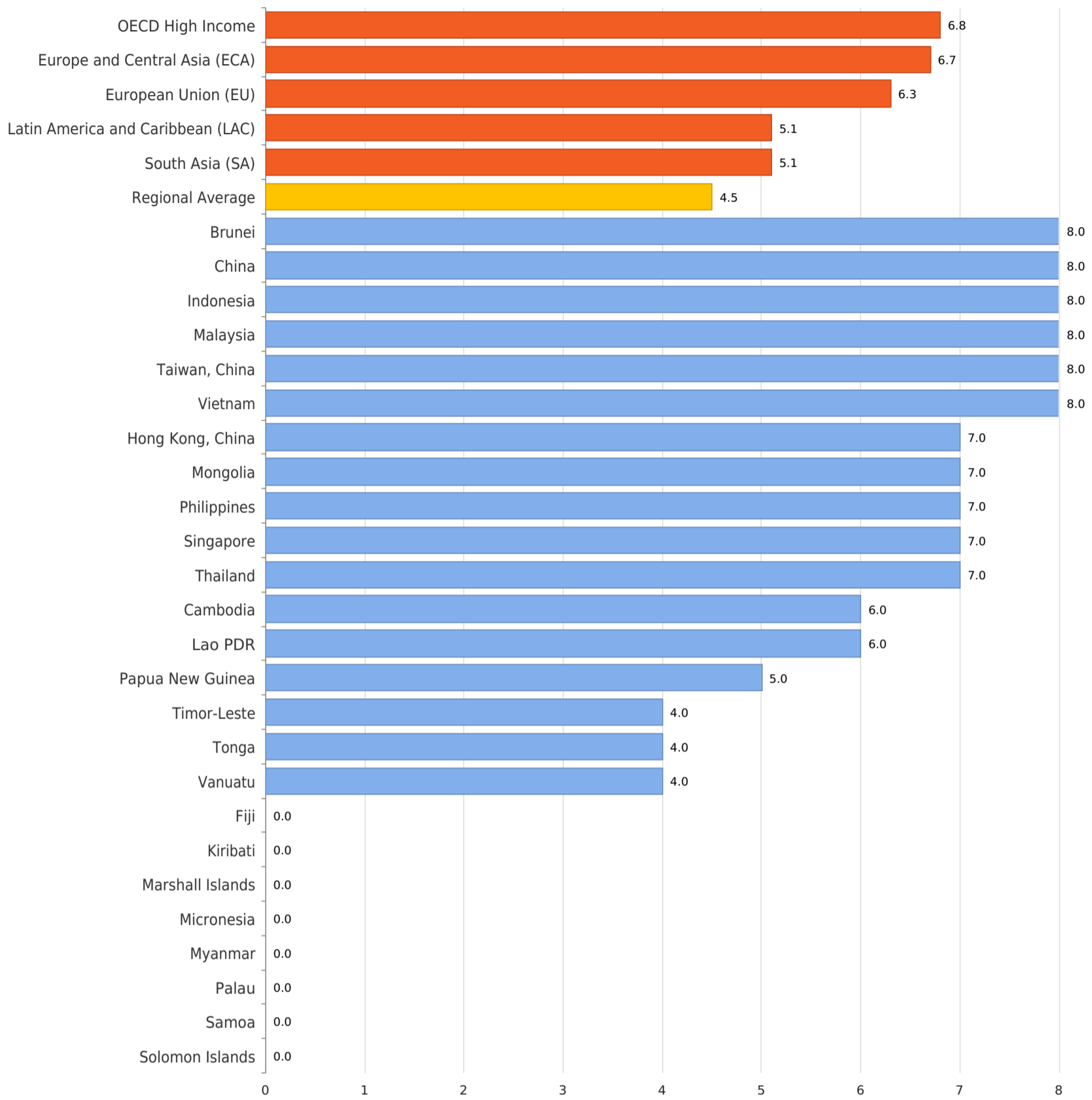


Source: Doing Business database.



Getting Credit

Depth of credit information index (0-8)



Source: Doing Business database.

## Protecting Minority Investors

This topic measures the strength of minority shareholder protections against misuse of corporate assets by directors for their personal gain as well as shareholder rights, governance safeguards and corporate transparency requirements that reduce the risk of abuse. The most recent round of data collection for the project was completed in May 2019. [See the methodology for more information.](#)

### What the indicators measure

- **Extent of disclosure index (0-10):** Disclosure, review, and approval requirements for related-party transactions
- **Extent of director liability index (0-10):** Ability of minority shareholders to sue and hold interested directors liable for prejudicial related-party transactions; Available legal remedies (damages, disgorgement of profits, disqualification from managerial position(s) for one year or more, rescission of the transaction)
- **Ease of shareholder suits index (0-10):** Access to internal corporate documents; Evidence obtainable during trial and allocation of legal expenses
- **Extent of conflict of interest regulation index (0-30):** Sum of the extent of disclosure, extent of director liability and ease of shareholder suits indices
- **Extent of shareholder rights index (0-6):** Shareholders' rights and role in major corporate decisions
- **Extent of ownership and control index (0-7):** Governance safeguards protecting shareholders from undue board control and entrenchment
- **Extent of corporate transparency index (0-7):** Corporate transparency on ownership stakes, compensation, audits and financial prospects
- **Extent of shareholder governance index (0-20):** Sum of the extent of shareholders rights, extent of ownership and control and extent of corporate transparency indices
- **Strength of minority investor protection index (0-50):** Sum of the extent of conflict of interest regulation and extent of shareholder governance indices

### Case study assumptions

To make the data comparable across economies, a case study uses several assumptions about the business and the transaction.

#### The business (Buyer):

- Is a publicly traded corporation listed on the economy's most important stock exchange.
- Has a board of directors and a chief executive officer (CEO) who may legally act on behalf of Buyer where permitted, even if this is not specifically required by law.
- Has a supervisory board in economies with a two-tier board system on which Mr. James appointed 60% of the shareholder-elected members.
- Has not adopted bylaws or articles of association that go beyond the minimum requirements. Does not follow codes, principles, recommendations or guidelines that are not mandatory.
- Is a manufacturing company with its own distribution network.

#### The transaction involves the following details:

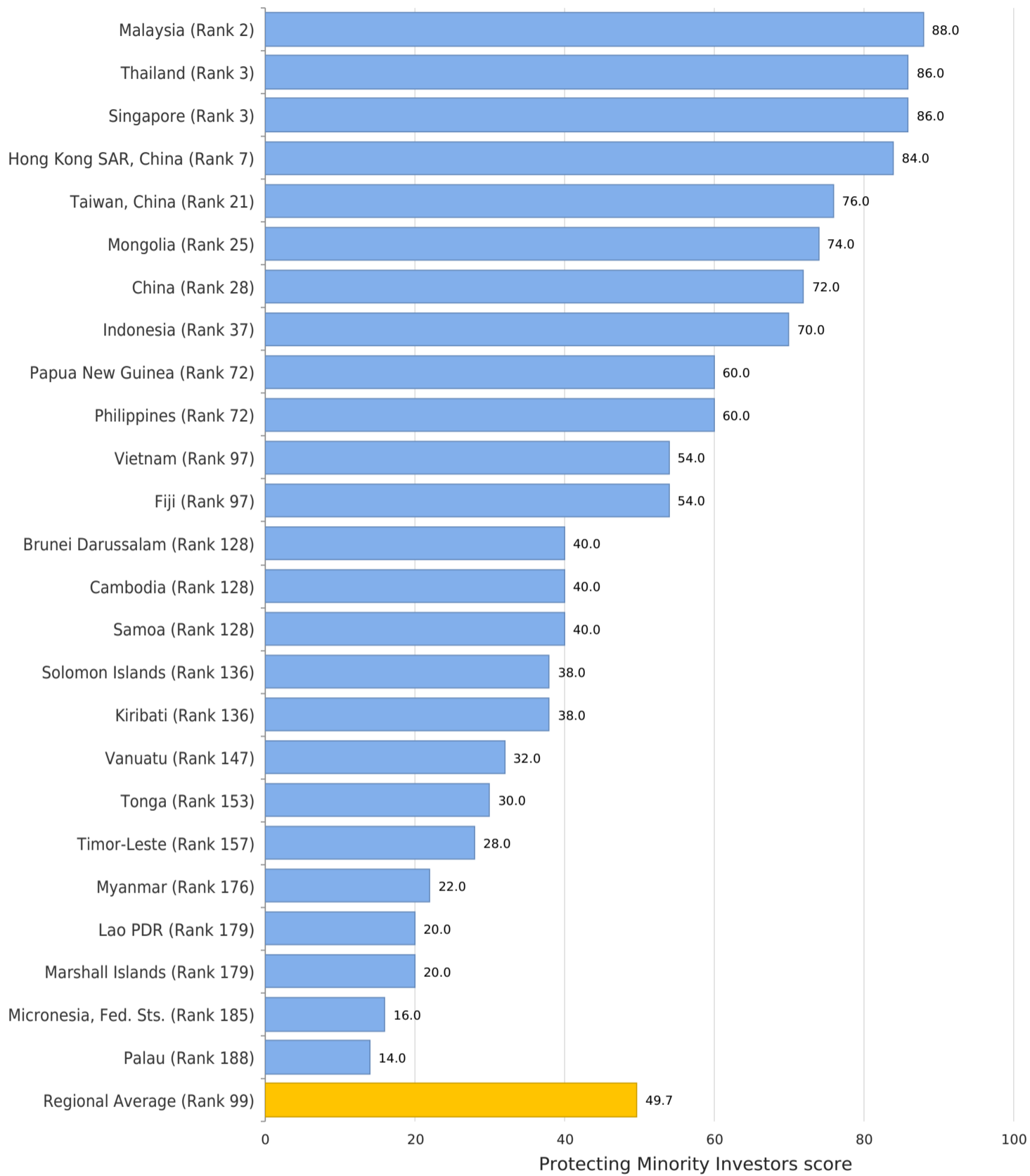
- Mr. James owns 60% of Buyer, sits on Buyer's board of directors and elected two directors to Buyer's five-member board.
- Mr. James also owns 90% of Seller, a company that operates a chain of retail hardware stores. Seller recently closed a large number of its stores.
- Mr. James proposes that Buyer purchase Seller's unused fleet of trucks to expand Buyer's distribution of its food products, a proposal to which Buyer agrees. The price is equal to 10% of Buyer's assets and is higher than the market value.
- The proposed transaction is part of the company's principal activity and is not outside the authority of the company.
- Buyer enters into the transaction. All required approvals are obtained, and all required disclosures made—that is, the transaction was not entered into fraudulently.
- The transaction causes damages to Buyer. Shareholders sue Mr. James and the executives and directors that approved the transaction.

**Protecting Minority Investors**

*Where do the region's economies stand today?*

How strong are investor protections against self-dealing in economies in East Asia & Pacific? The global rankings of these economies on the strength of investor protection index suggest an answer. While the indicator does not measure all aspects related to the protection of minority investors, a higher ranking does indicate that an economy's regulations offer stronger investor protections against self-dealing in the areas measured.

**How economies in East Asia & Pacific rank on the ease of protecting minority investors**



Source: Doing Business database.

## Paying Taxes

This topic records the taxes and mandatory contributions that a medium-size company must pay or withhold in a given year, as well as the administrative burden of paying taxes and contributions and complying with postfiling procedures (VAT refund and tax audit). The most recent round of data collection for the project was completed in May 2019 covering for the Paying Taxes indicator calendar year 2018 (January 1, 2018 – December 31, 2018). [See the methodology for more information.](#)

### What the indicators measure

#### Tax payments for a manufacturing company in 2018 (number per year adjusted for electronic and joint filing and payment)

- Total number of taxes and contributions paid or withheld, including consumption taxes (value added tax, sales tax or goods and service tax)
- Method and frequency of filing and payment

#### Time required to comply with 3 major taxes (hours per year)

- Collecting information, computing tax payable
- Preparing separate tax accounting books, if required
- Completing tax return, filing with agencies
- Arranging payment or withholding

#### Total tax and contribution rate (% of commercial profits)

- Profit or corporate income tax
- Social contributions, labor taxes paid by employer
- Property and property transfer taxes
- Dividend, capital gains, financial transactions taxes
- Waste collection, vehicle, road and other taxes

#### Postfiling Index

- Time to comply with VAT refund (hours)
- Time to obtain VAT refund (weeks)
- Time to comply with a corporate income tax correction (hours)
- Time to complete a corporate income tax correction (weeks)

### Case study assumptions

Using a case scenario, *Doing Business* records taxes and mandatory contributions a medium size company must pay in a year, and measures the administrative burden of paying taxes, contributions and dealing with postfiling processes. Information is also compiled on frequency of filing and payments, time taken to comply with tax laws, time taken to comply with the requirements of postfiling processes and time waiting.

To make data comparable across economies, several assumptions are used:

- TaxpayerCo is a medium-size business that started operations on January 1, 2017. It produces ceramic flowerpots and sells them at retail. All taxes and contributions recorded are paid in the second year of operation (calendar year 2018). Taxes and mandatory contributions are measured at all levels of government.

#### The VAT refund process:

- In June 2018, TaxpayerCo. makes a large capital purchase: the value of the machine is 65 times income per capita of the economy. Sales are equally spread per month (1,050 times income per capita divided by 12) and cost of goods sold are equally expensed per month (875 times income per capita divided by 12). The machinery seller is registered for VAT and excess input VAT incurred in June will be fully recovered after four consecutive months if the VAT rate is the same for inputs, sales and the machine and the tax reporting period is every month. Input VAT will exceed Output VAT in June 2018.

#### The corporate income tax audit process:

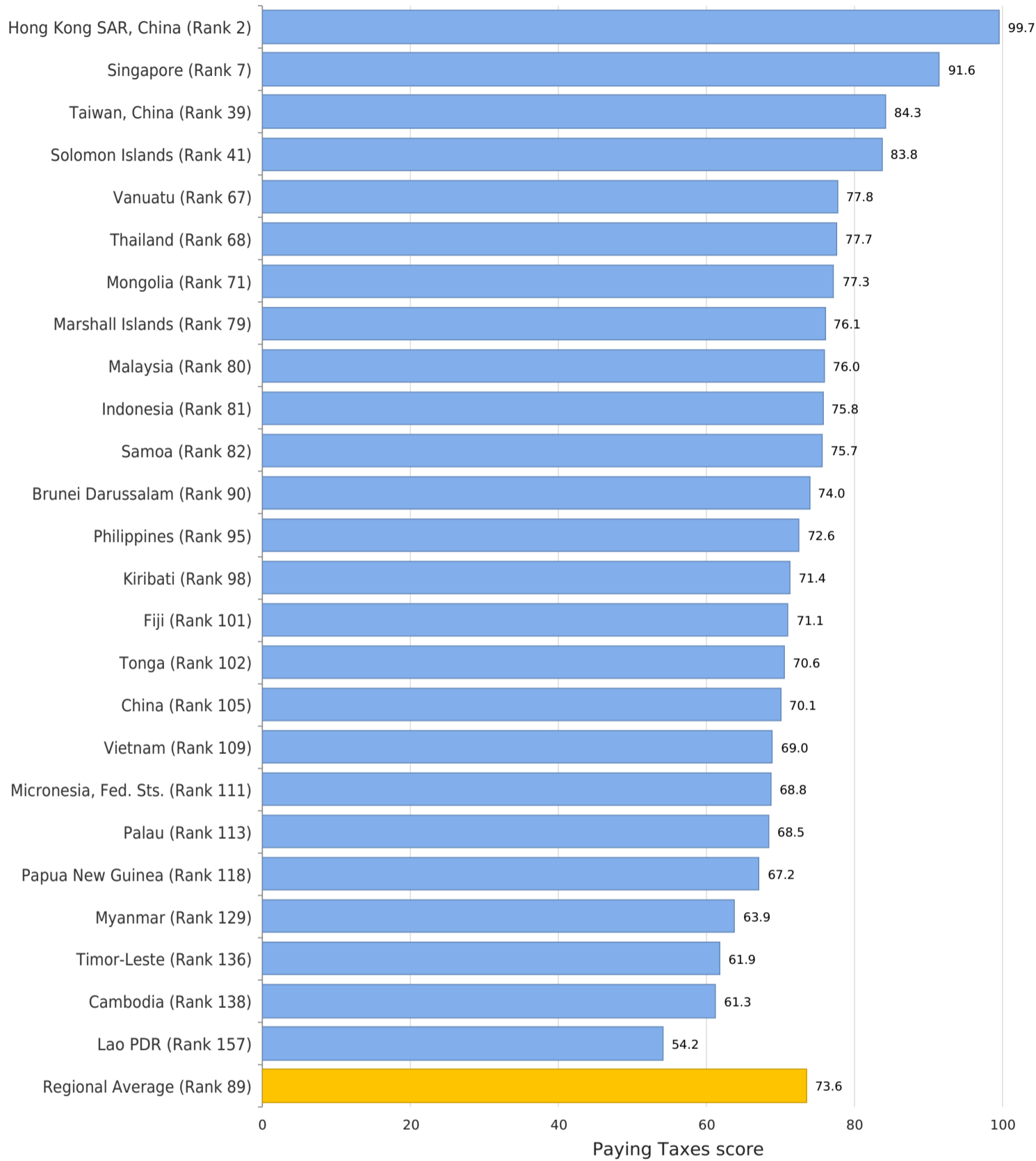
- An error in calculation of income tax liability (for example, use of incorrect tax depreciation rates, or incorrectly treating an expense as tax deductible) leads to an incorrect income tax return and a corporate income tax underpayment. TaxpayerCo. discovered the error and voluntarily notified the tax authority. The value of the underpaid income tax liability is 5% of the corporate income tax liability due. TaxpayerCo. submits corrected information after the deadline for submitting the annual tax return, but within the tax assessment period.

**Paying Taxes**

*Where do the region's economies stand today?*

What is the administrative burden of complying with taxes in economies in East Asia & Pacific —and how much do firms pay in taxes? The global rankings of these economies on the ease of paying taxes offer useful information for assessing the tax compliance burden for businesses. The average ranking of the region provides a useful benchmark.

**How economies in East Asia & Pacific rank on the ease of paying taxes**



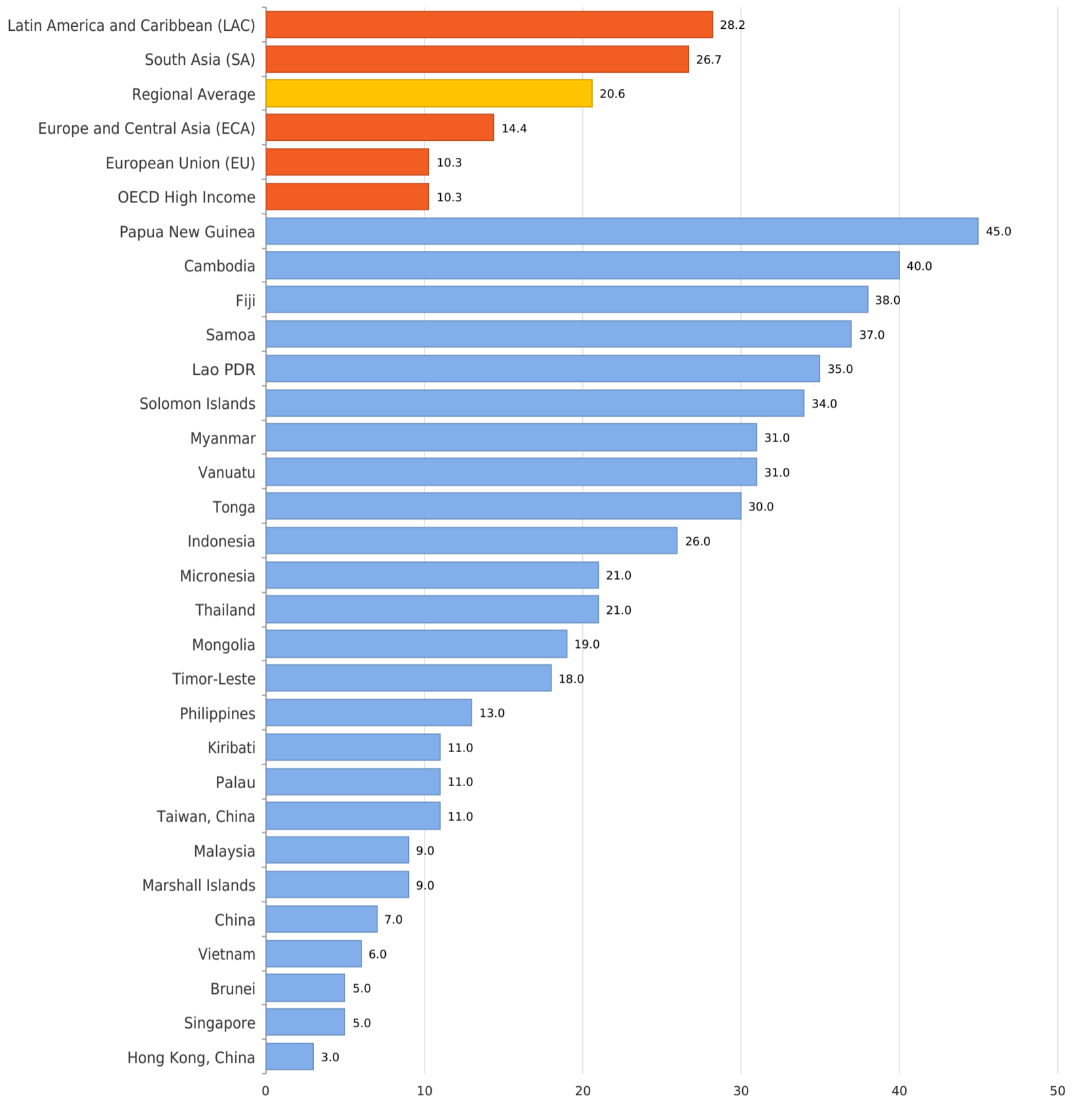
Source: Doing Business database.

**Paying Taxes**

The indicators underlying the rankings may be more revealing. Data collected by Doing Business show what it takes to comply with tax regulations in each economy in the region—the number of payments per year, the time required to prepare, and file and pay the 3 major taxes (corporate income tax, VAT or sales tax and labor taxes and mandatory contributions), the total tax and contribution rate—as well as a postfiling index that measures the compliance with completing two processes: VAT cash refund and tax audit. Comparing these indicators across the region and with averages both for the region and for comparator regions can provide useful insights.

**How easy is it to pay taxes in economies in East Asia & Pacific - and what are the total tax and contribution rates**

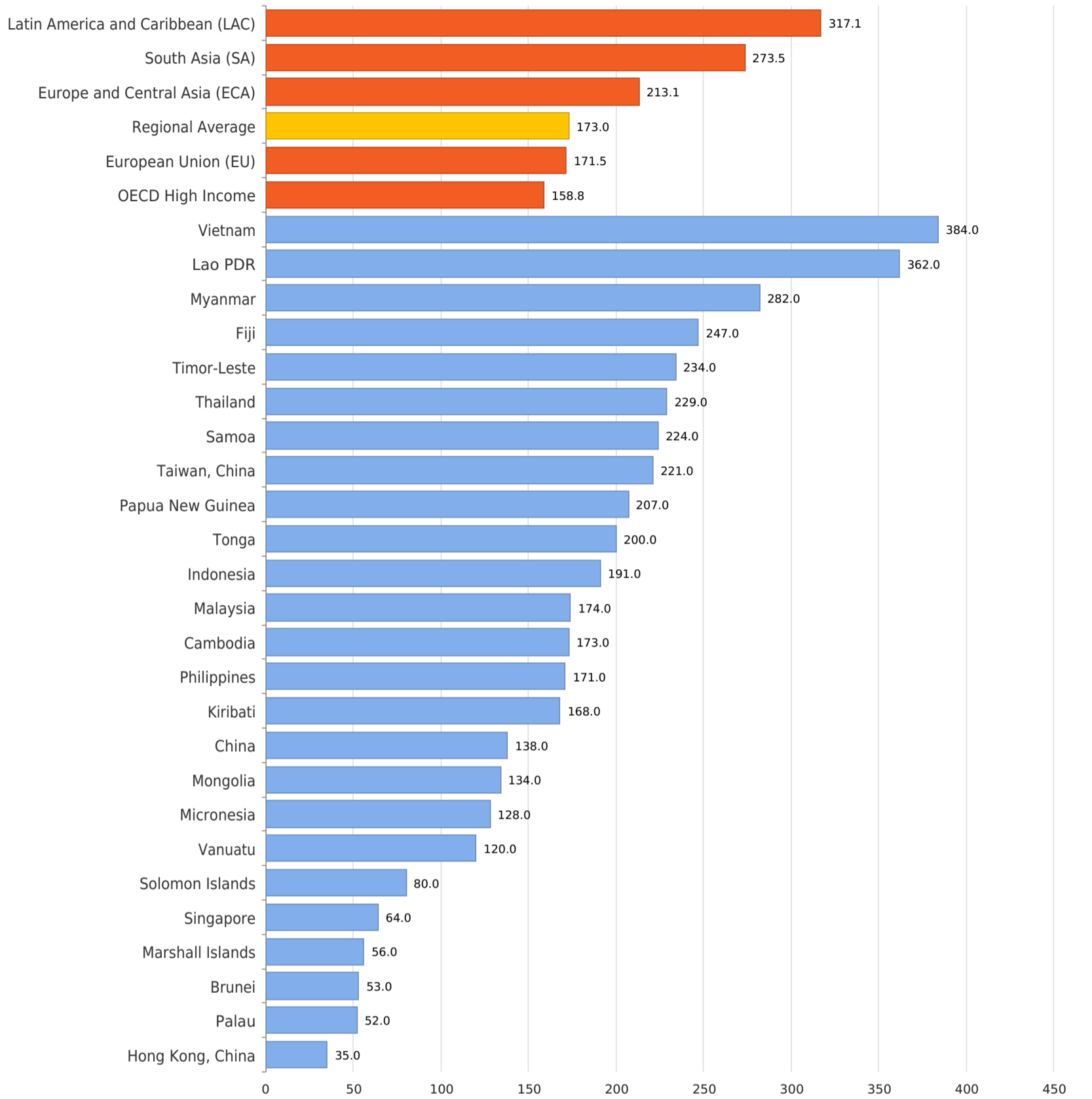
**Payments (number per year)**



Source: Doing Business database.

Paying Taxes

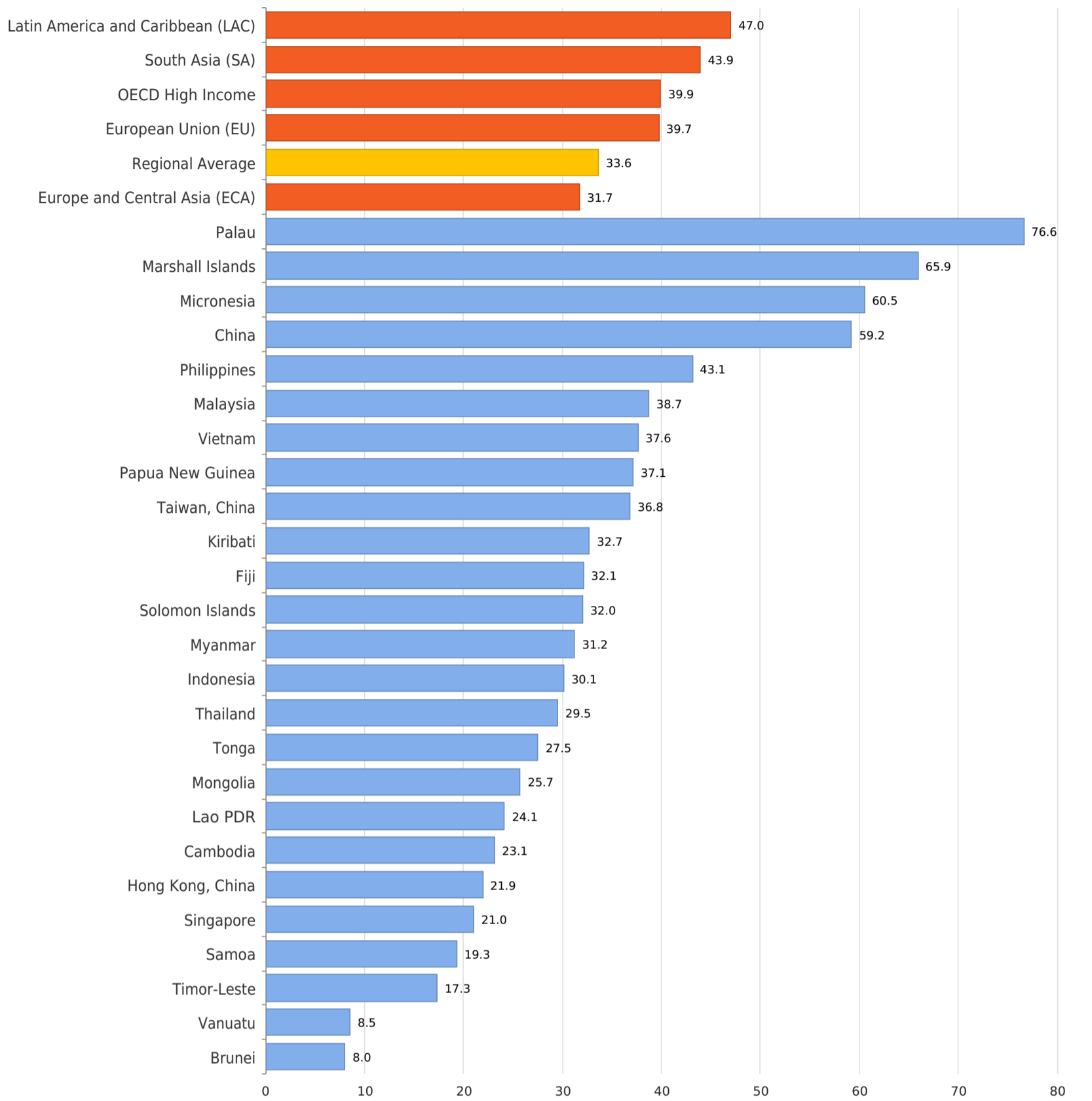
Time (hours per year)



Source: Doing Business database.

Paying Taxes

Total tax and contribution rate (% of profit)

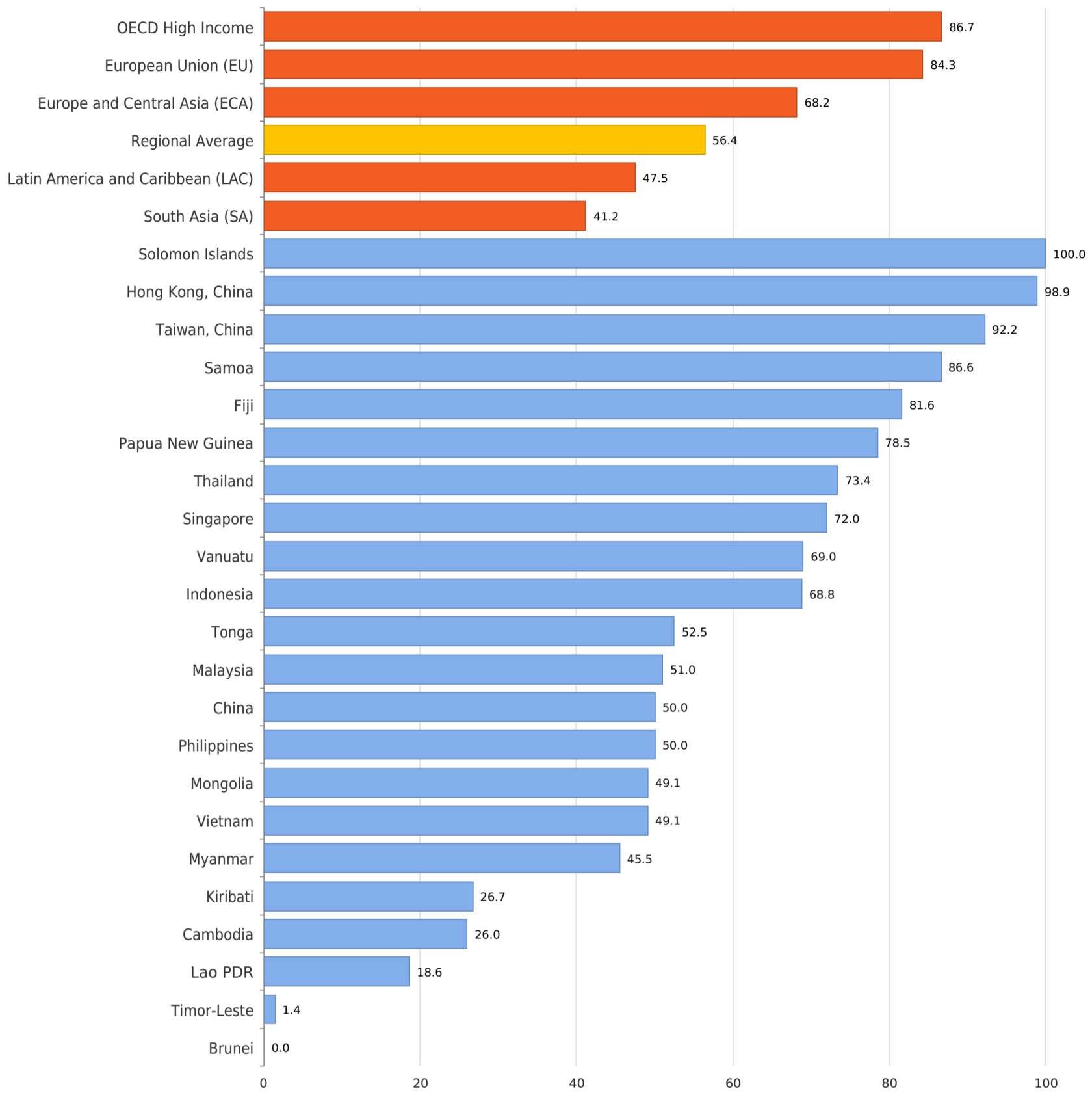


Source: Doing Business database.



Paying Taxes

Postfiling index (0-100)



Source: Doing Business database.

## Trading across Borders

*Doing Business* records the time and cost associated with the logistical process of exporting and importing goods. *Doing Business* measures the time and cost (excluding tariffs) associated with three sets of procedures—documentary compliance, border compliance and domestic transport—within the overall process of exporting or importing a shipment of goods. The most recent round of data collection for the project was completed in May 2019. [See the methodology for more information.](#)

### What the indicators measure

#### Documentary compliance

- Obtaining, preparing and submitting documents during transport, clearance, inspections and port or border handling in origin economy
- Obtaining, preparing and submitting documents required by destination economy and any transit economies
- Covers all documents required by law and in practice, including electronic submissions of information

#### Border compliance

- Customs clearance and inspections
- Inspections by other agencies (if applied to more than 20% of shipments)
- Handling and inspections that take place at the economy's port or border

#### Domestic transport

- Loading or unloading of the shipment at the warehouse or port/border
- Transport between warehouse and port/border
- Traffic delays and road police checks while shipment is en route

### Case study assumptions

To make the data comparable across economies, a few assumptions are made about the traded goods and the transactions:

**Time:** Time is measured in hours, and 1 day is 24 hours (for example, 22 days are recorded as  $22 \times 24 = 528$  hours). If customs clearance takes 7.5 hours, the data are recorded as is. Alternatively, suppose documents are submitted to a customs agency at 8:00a.m., are processed overnight and can be picked up at 8:00a.m. the next day. The time for customs clearance would be recorded as 24 hours because the actual procedure took 24 hours.

**Cost:** Insurance cost and informal payments for which no receipt is issued are excluded from the costs recorded. Costs are reported in U.S. dollars. Contributors are asked to convert local currency into U.S. dollars based on the exchange rate prevailing on the day they answer the questionnaire. Contributors are private sector experts in international trade logistics and are informed about exchange rates.

#### Assumptions of the case study:

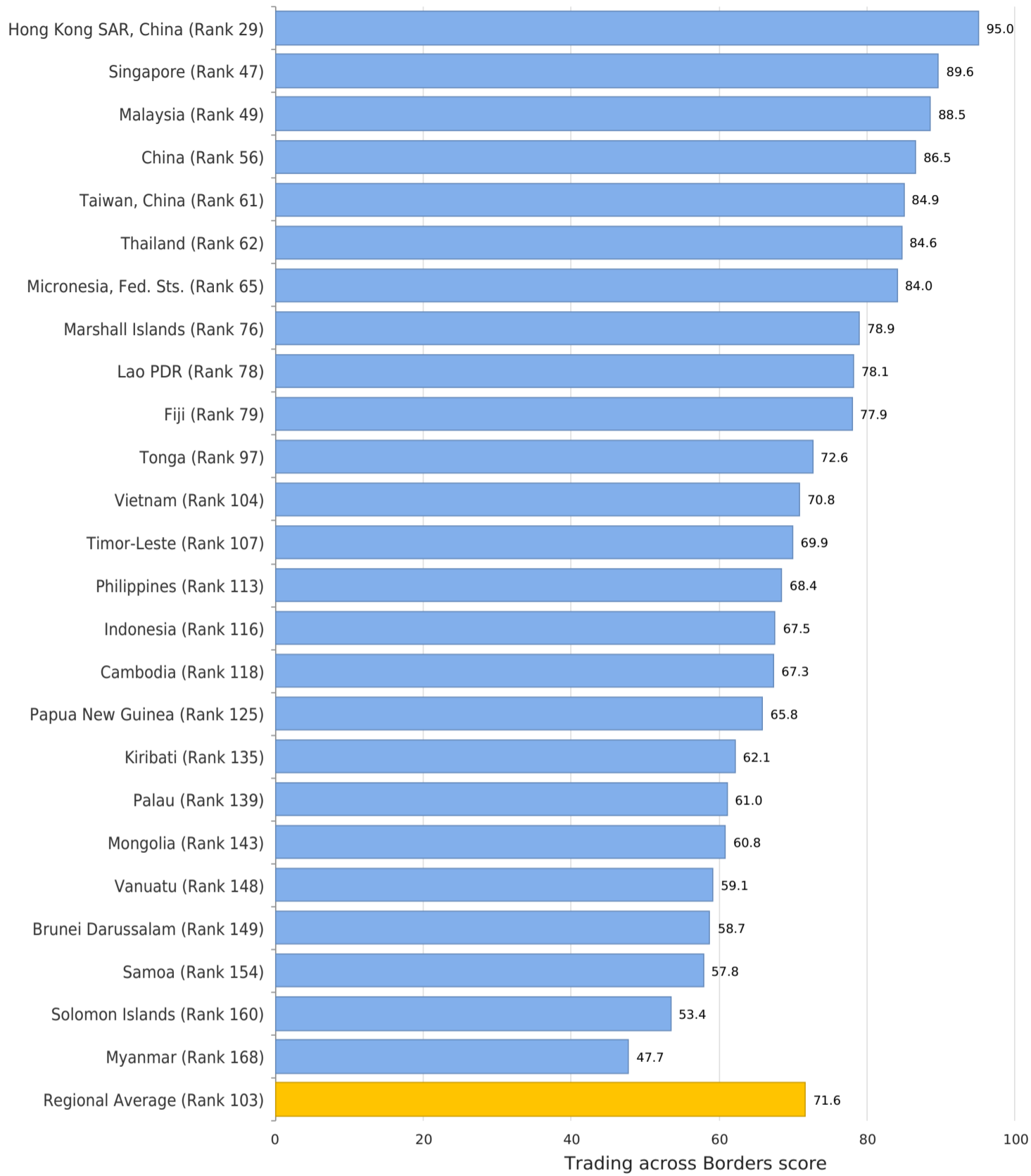
- For all 190 economies covered by *Doing Business*, it is assumed a shipment is in a warehouse in the largest business city of the exporting economy and travels to a warehouse in the largest business city of the importing economy.
- It is assumed each economy imports 15 metric tons of containerized auto parts (HS 8708) from its natural import partner—the economy from which it imports the largest value (price times quantity) of auto parts. It is assumed each economy exports the product of its comparative advantage (defined by the largest export value) to its natural export partner—the economy that is the largest purchaser of this product. Shipment value is assumed to be \$50,000.
- The mode of transport is the one most widely used for the chosen export or import product and the trading partner, as is the seaport or land border crossing.
- All electronic information submissions requested by any government agency in connection with the shipment are considered to be documents obtained, prepared and submitted during the export or import process.
- A port or border is a place (seaport or land border crossing) where merchandise can enter or leave an economy.
- Relevant government agencies include customs, port authorities, road police, border guards, standardization agencies, ministries or departments of agriculture or industry, national security agencies and any other government authorities.

**Trading across Borders**

*Where do the region's economies stand today?*

How easy it is for businesses in economies in East Asia & Pacific to export and import goods? The global rankings of these economies on the ease of trading across borders suggest an answer. The average ranking of the region and comparator regions provide a useful benchmark.

**How economies in East Asia & Pacific rank on the ease of trading across borders**



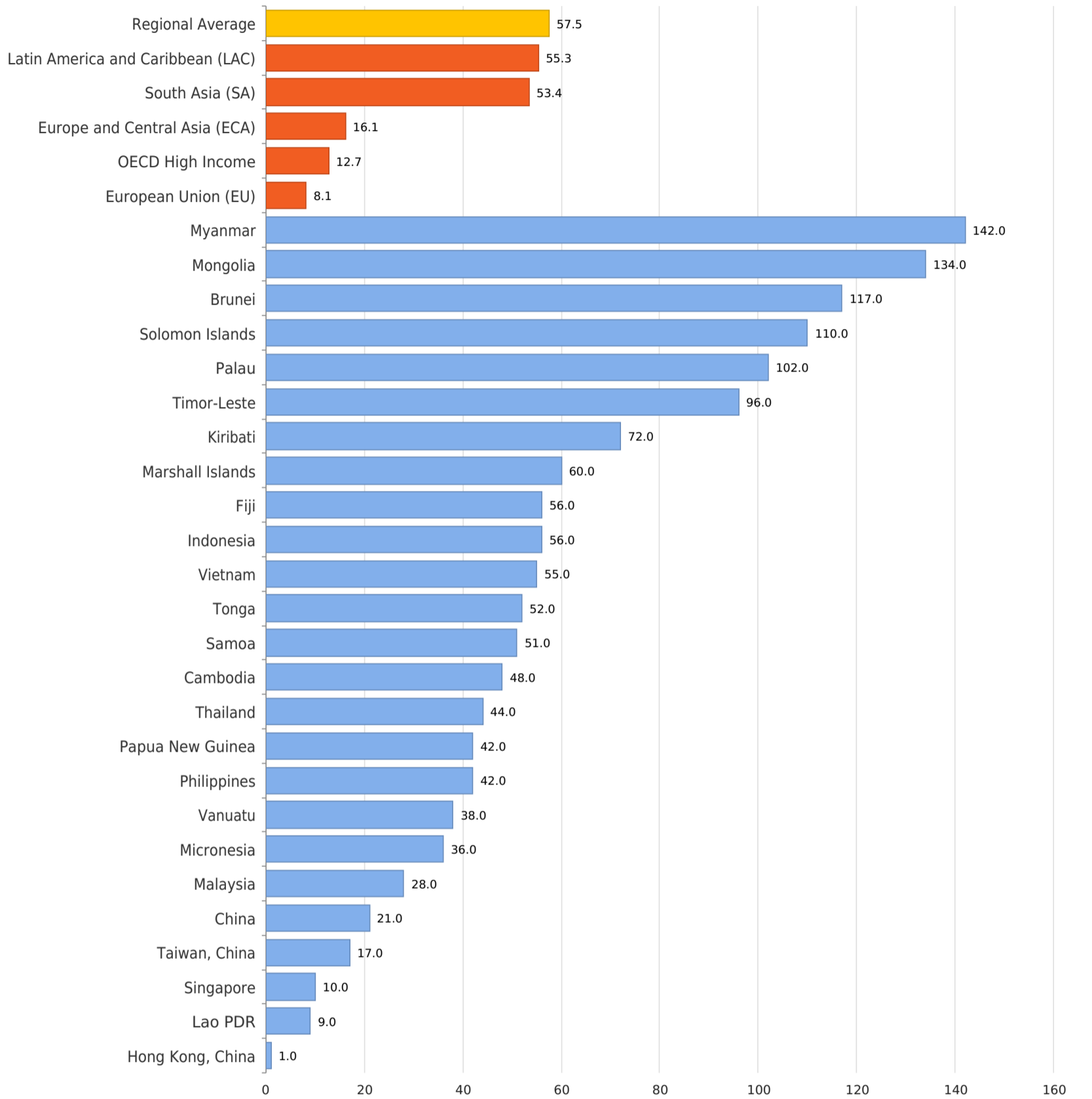
Source: Doing Business database.

**Trading across Borders**

The indicators reported here are for trading a shipment of goods by the most widely used mode of transport (whether sea or land or some combination of these). The information on the time and cost to complete export and import is collected from local freight forwarders, customs brokers and traders. Comparing these indicators across the region and with averages both for the region and for comparator regions can provide useful insights.

**What it takes to trade across borders in economies in East Asia & Pacific**

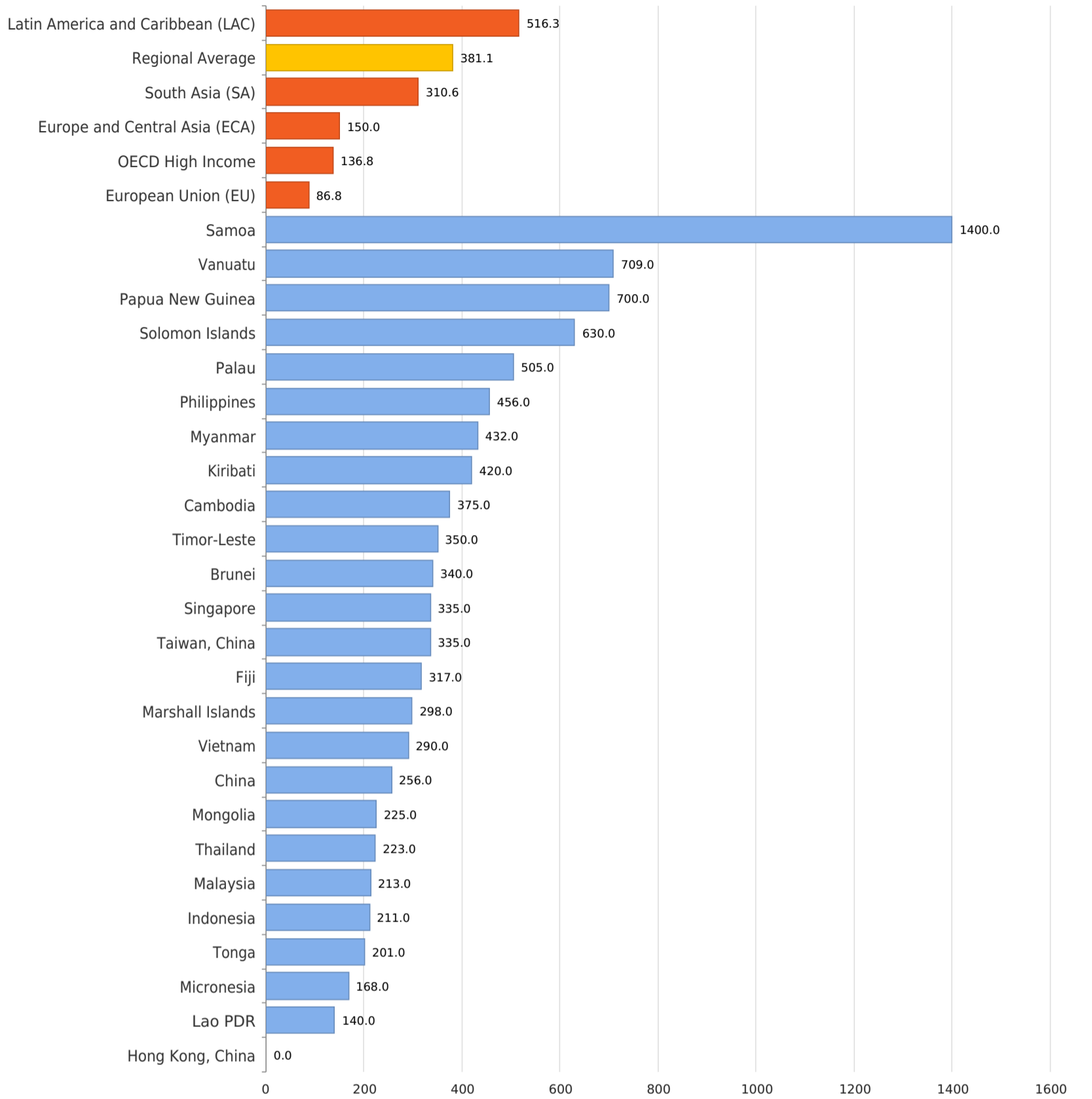
**Time to export: Border compliance (hours)**



Source: Doing Business database.

Trading across Borders

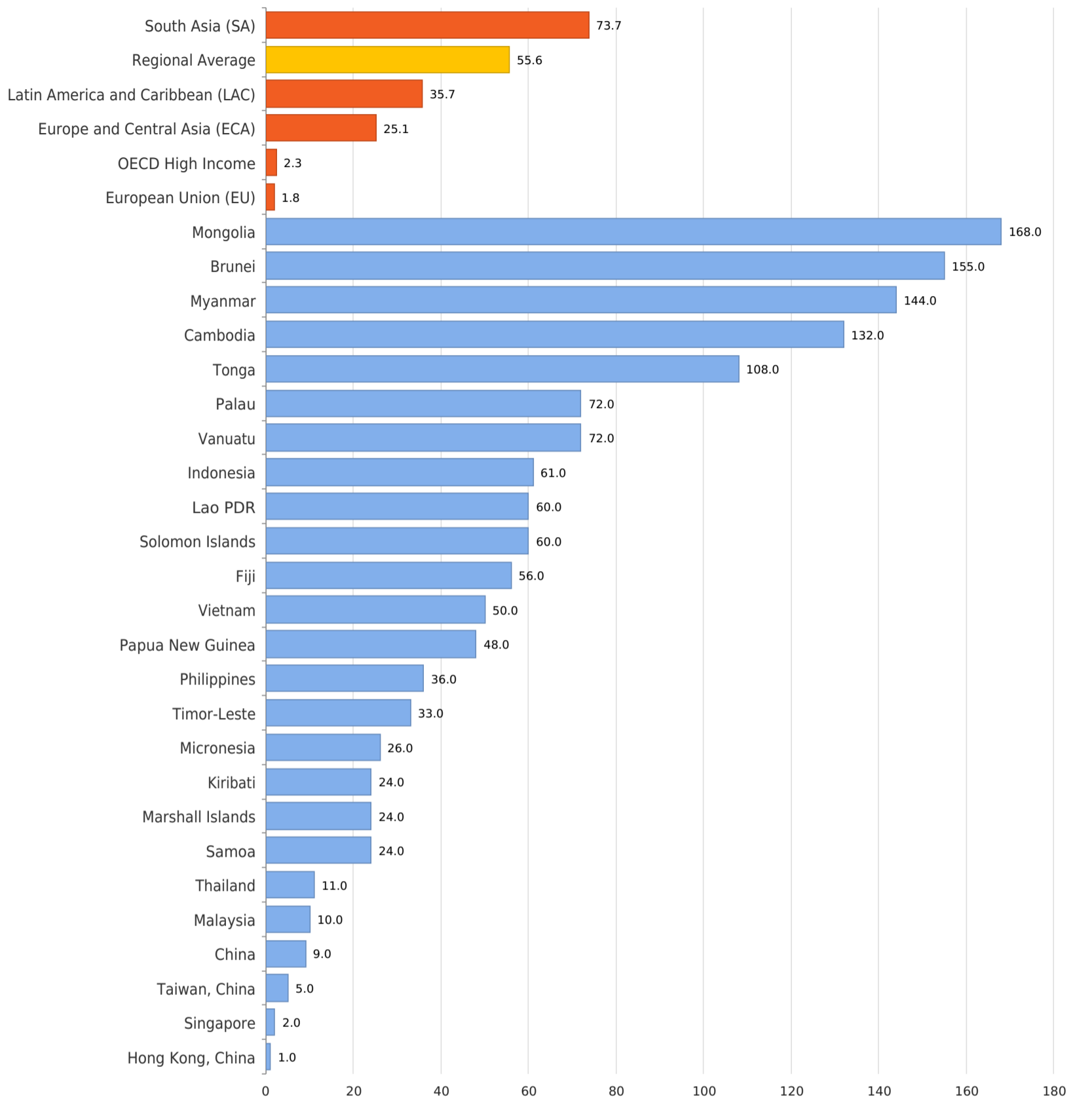
Cost to export: Border compliance (USD)



Source: Doing Business database.

Trading across Borders

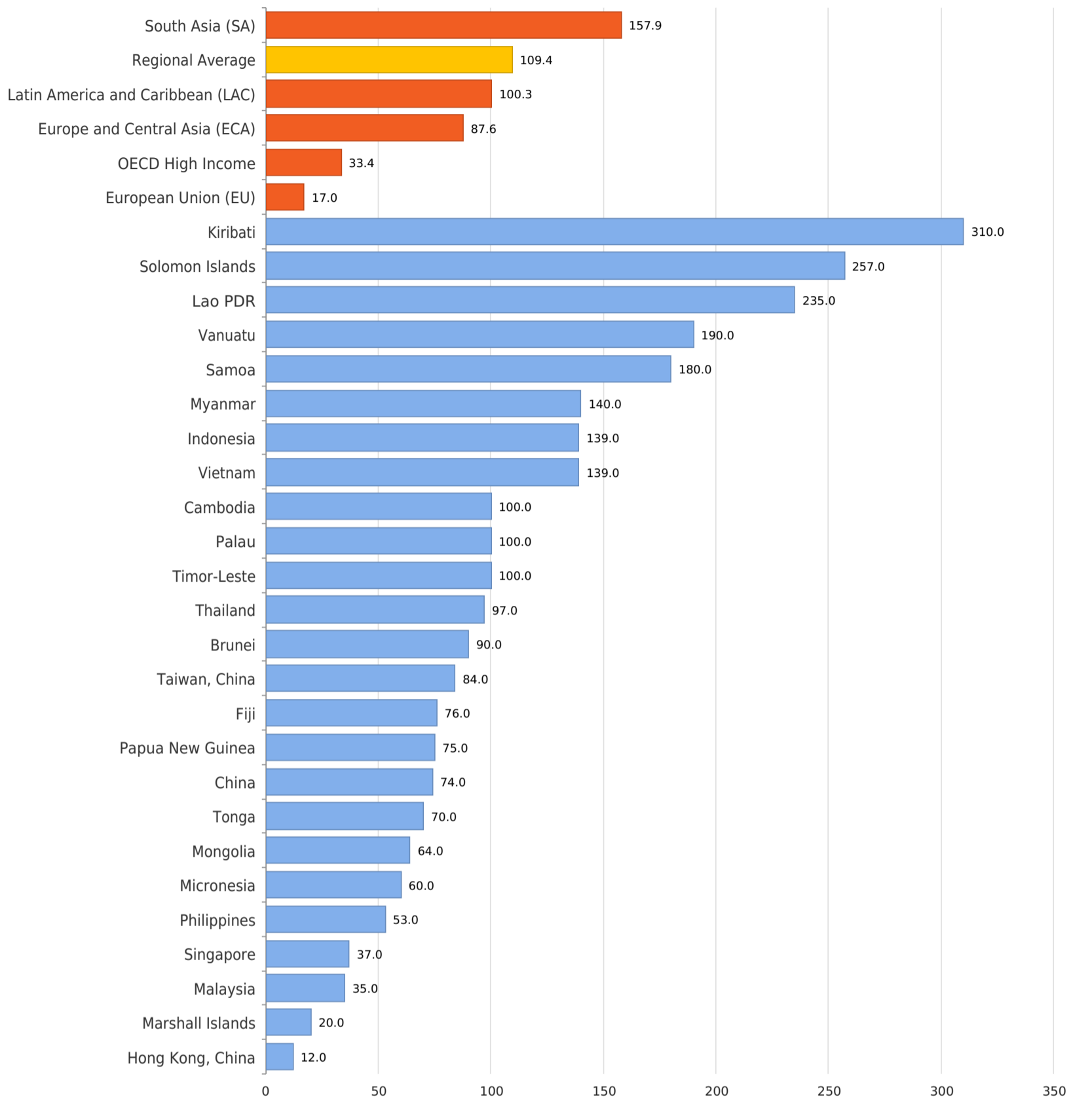
Time to export: Documentary compliance (hours)



Source: Doing Business database.

Trading across Borders

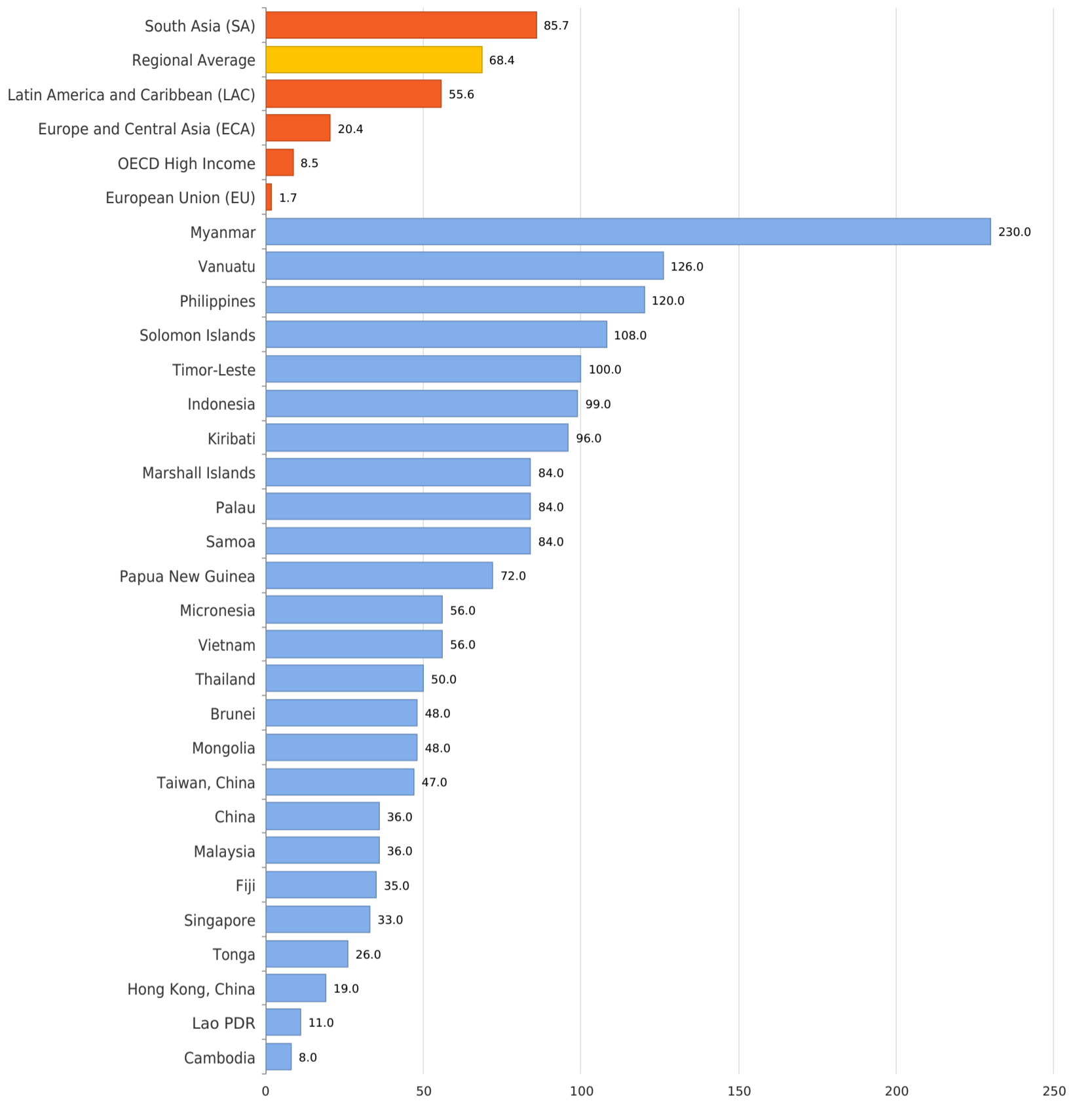
Cost to export: Documentary compliance (USD)



Source: Doing Business database.

Trading across Borders

Time to import: Border compliance (hours)

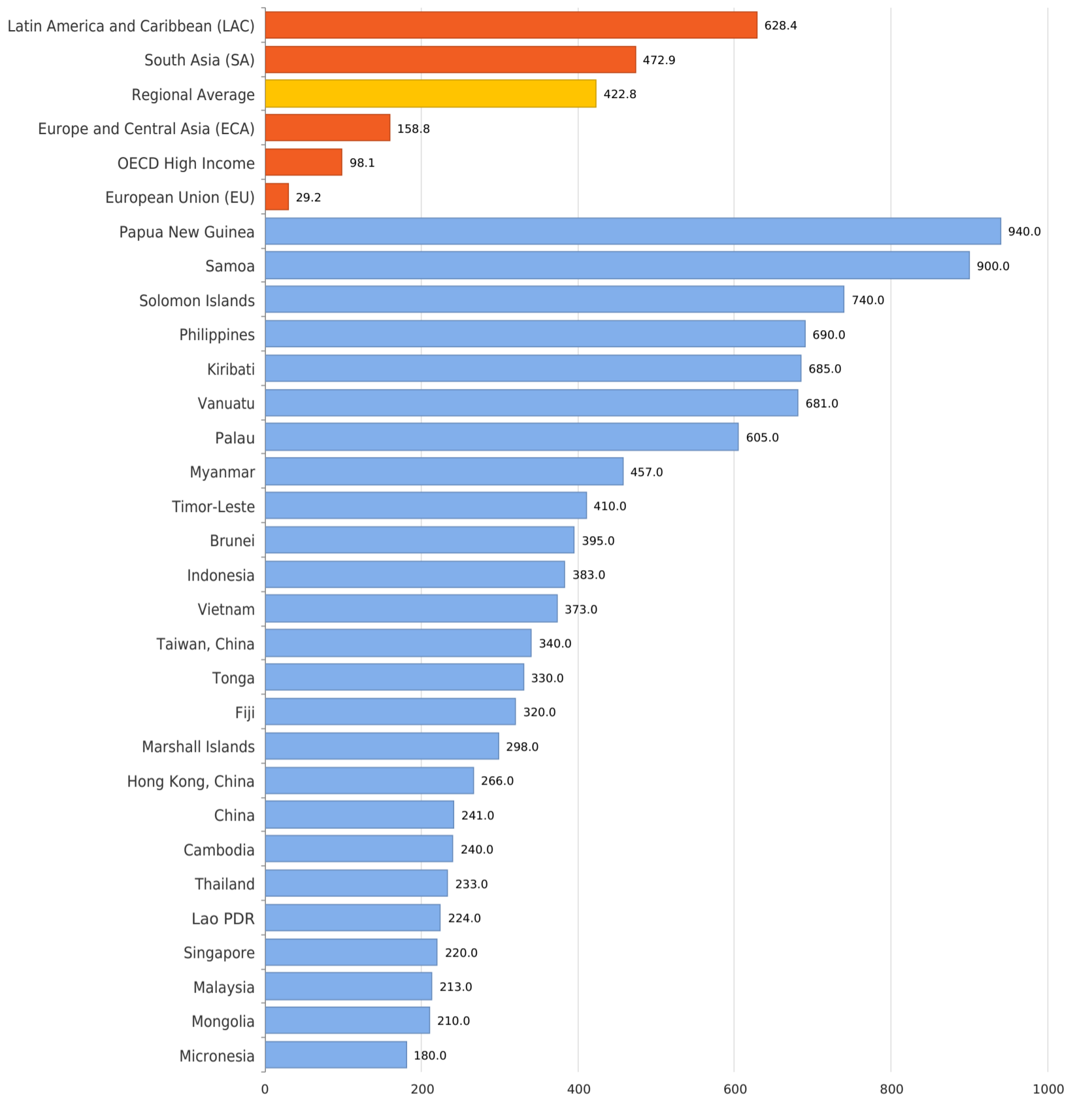


Source: Doing Business database.



Trading across Borders

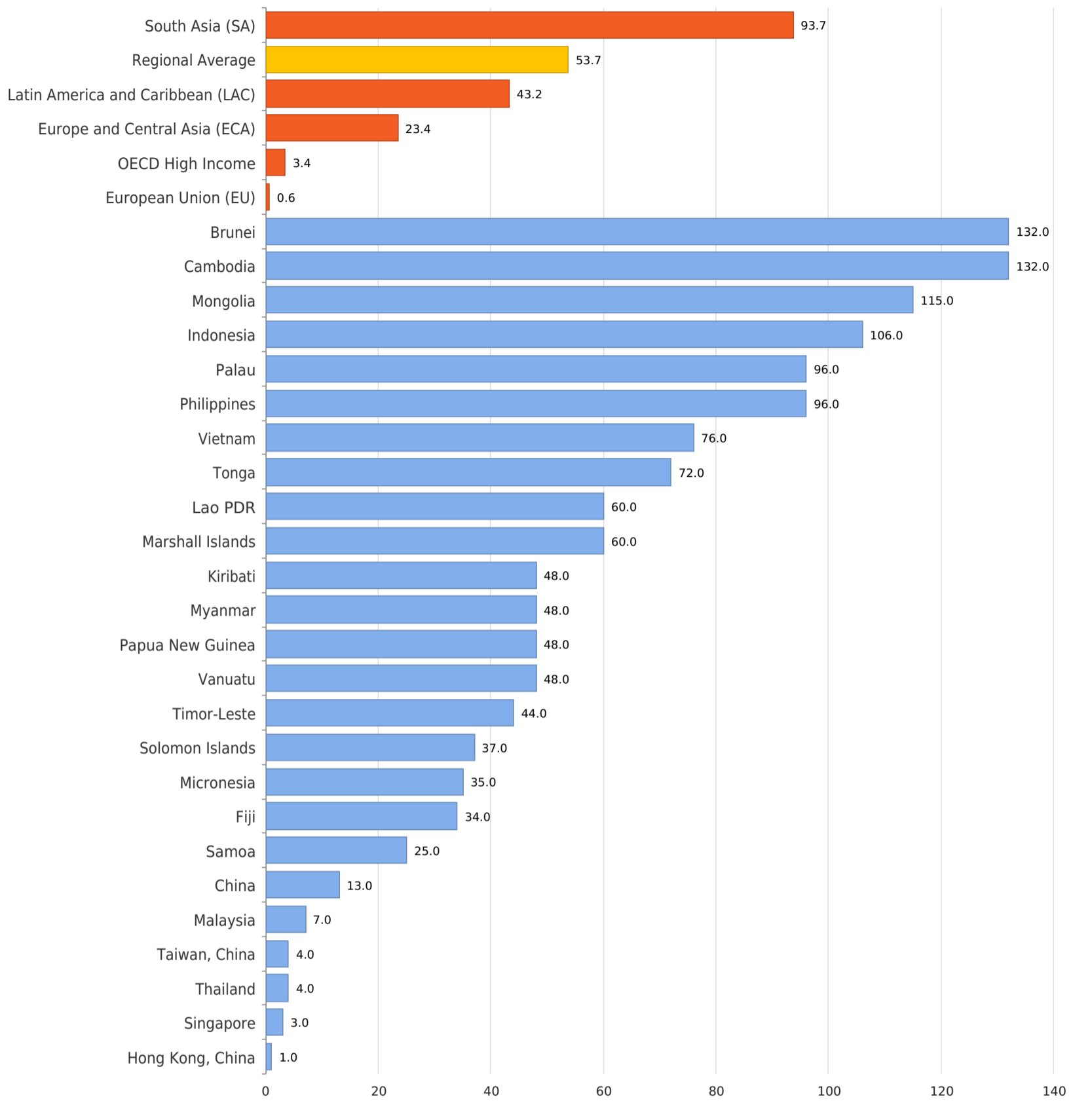
Cost to import: Border compliance (USD)



Source: Doing Business database.

Trading across Borders

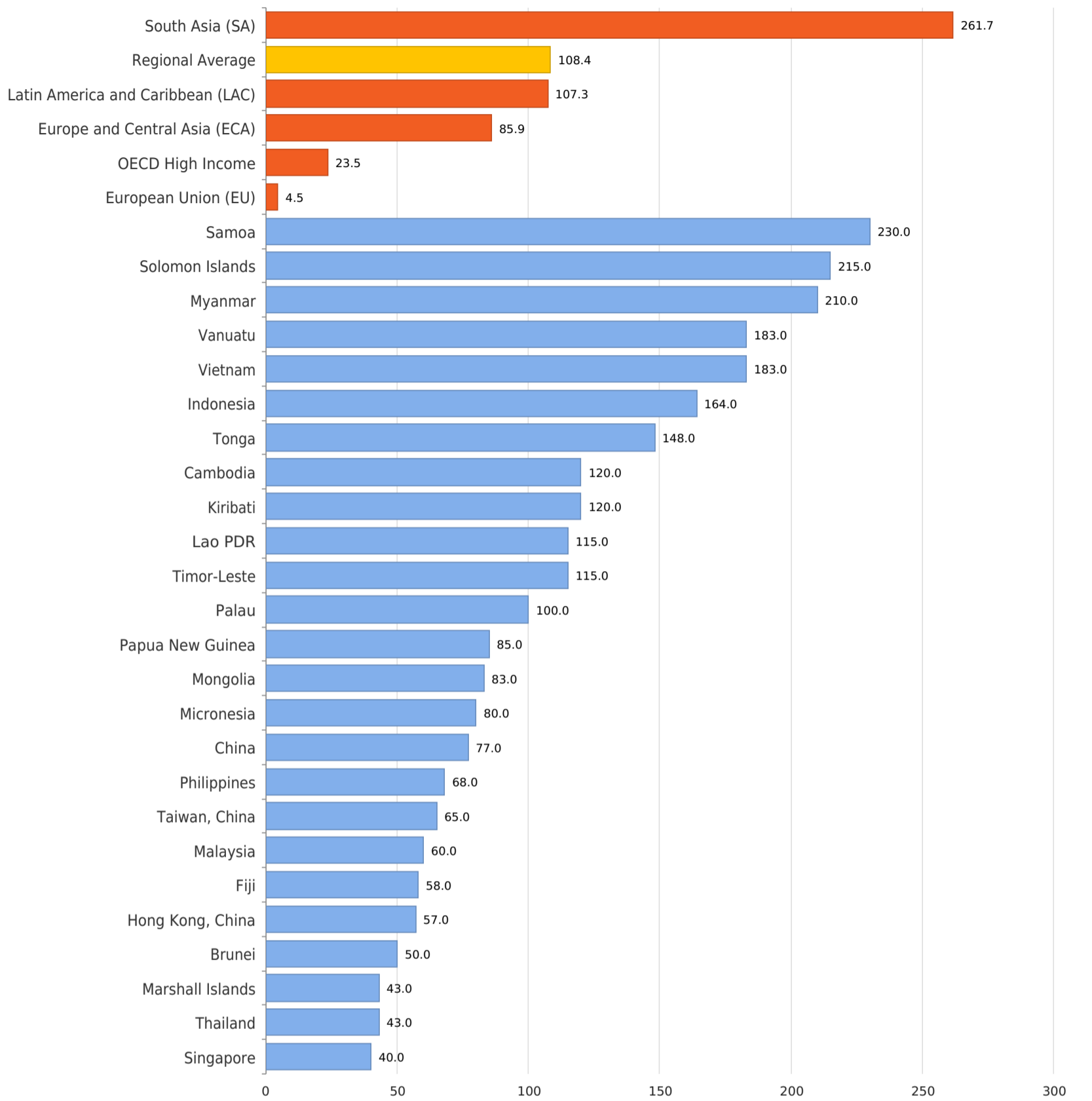
Time to import: Documentary compliance (hours)



Source: Doing Business database.

Trading across Borders

Cost to import: Documentary compliance (USD)



Source: Doing Business database.

## Enforcing Contracts

The enforcing contracts indicator measures the time and cost for resolving a commercial dispute through a local first-instance court, and the quality of judicial processes index, evaluating whether each economy has adopted a series of good practices that promote quality and efficiency in the court system. The most recent round of data collection was completed in May 2019. [See the methodology for more information.](#)

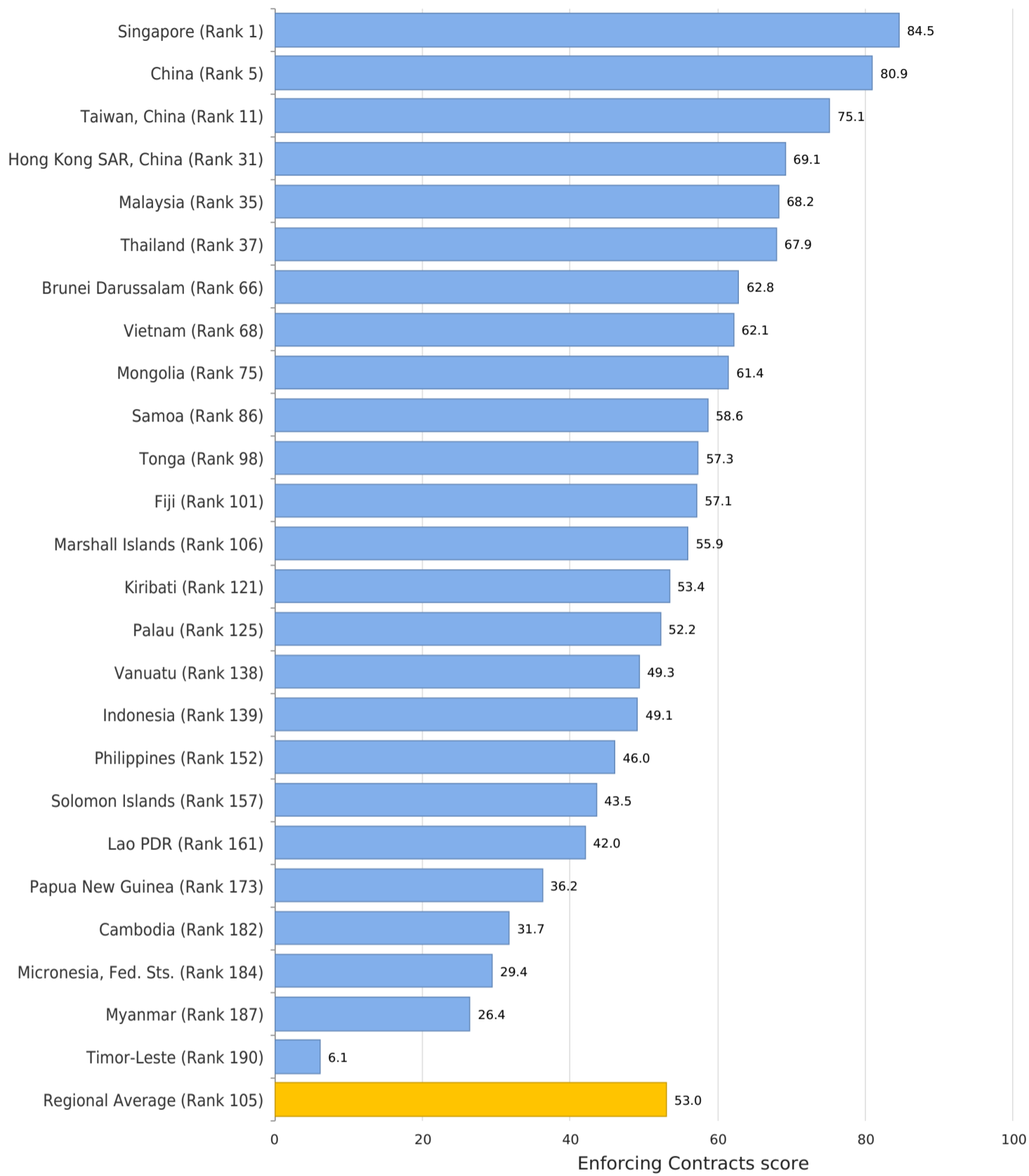
What the indicators measure	Case study assumptions
<p><b>Time required to enforce a contract through the courts (calendar days)</b></p> <ul style="list-style-type: none"> <li>• Time to file and serve the case</li> <li>• Time for trial and to obtain the judgment</li> <li>• Time to enforce the judgment</li> </ul> <p><b>Cost required to enforce a contract through the courts (% of claim value)</b></p> <ul style="list-style-type: none"> <li>• Average Attorney fees</li> <li>• Court costs</li> <li>• Enforcement costs</li> </ul> <p><b>Quality of judicial processes index (0-18)</b></p> <ul style="list-style-type: none"> <li>• Court structure and proceedings (-1-5)</li> <li>• Case management (0-6)</li> <li>• Court automation (0-4)</li> <li>• Alternative dispute resolution (0-3)</li> </ul>	<p>The dispute in the case study involves the breach of a sales contract between two domestic businesses. The case study assumes that the court hears an expert on the quality of the goods in dispute. This distinguishes the case from simple debt enforcement.</p> <p>To make the data comparable across economies, <i>Doing Business</i> uses several assumptions about the case are used:</p> <ul style="list-style-type: none"> <li>- The dispute concerns a lawful transaction between two businesses (Seller and Buyer), both located in the economy's largest business city. For 11 economies the data are also collected for the second largest business city.</li> <li>- The Buyer orders custom-made furniture, then fails to pay alleging that the goods are not of adequate quality.</li> <li>- The value of the dispute is 200% of the income per capita or the equivalent in local currency of USD 5,000, whichever is greater.</li> <li>- The Seller sues the Buyer before the court with jurisdiction over commercial cases worth 200% of income per capita or \$5,000 whichever is greater.</li> <li>- The Seller requests the pretrial attachment of the defendant's movable assets to secure the claim.</li> <li>- The claim is disputed on the merits because of Buyer's allegation that the quality of the goods was not adequate.</li> <li>- The judge decides in favor of the seller; there is no appeal.</li> <li>- The Seller enforces the judgment through a public sale of the Buyer's movable assets.</li> </ul>

**Enforcing Contracts**

*Where do the region's economies stand today?*

How efficient is the process of resolving a commercial dispute through the courts in economies in East Asia & Pacific? The global rankings of these economies on the ease of enforcing contracts suggest an answer. The average ranking of the region and comparator regions provide a useful benchmark.

**How economies in East Asia & Pacific rank on the ease of enforcing contracts.**



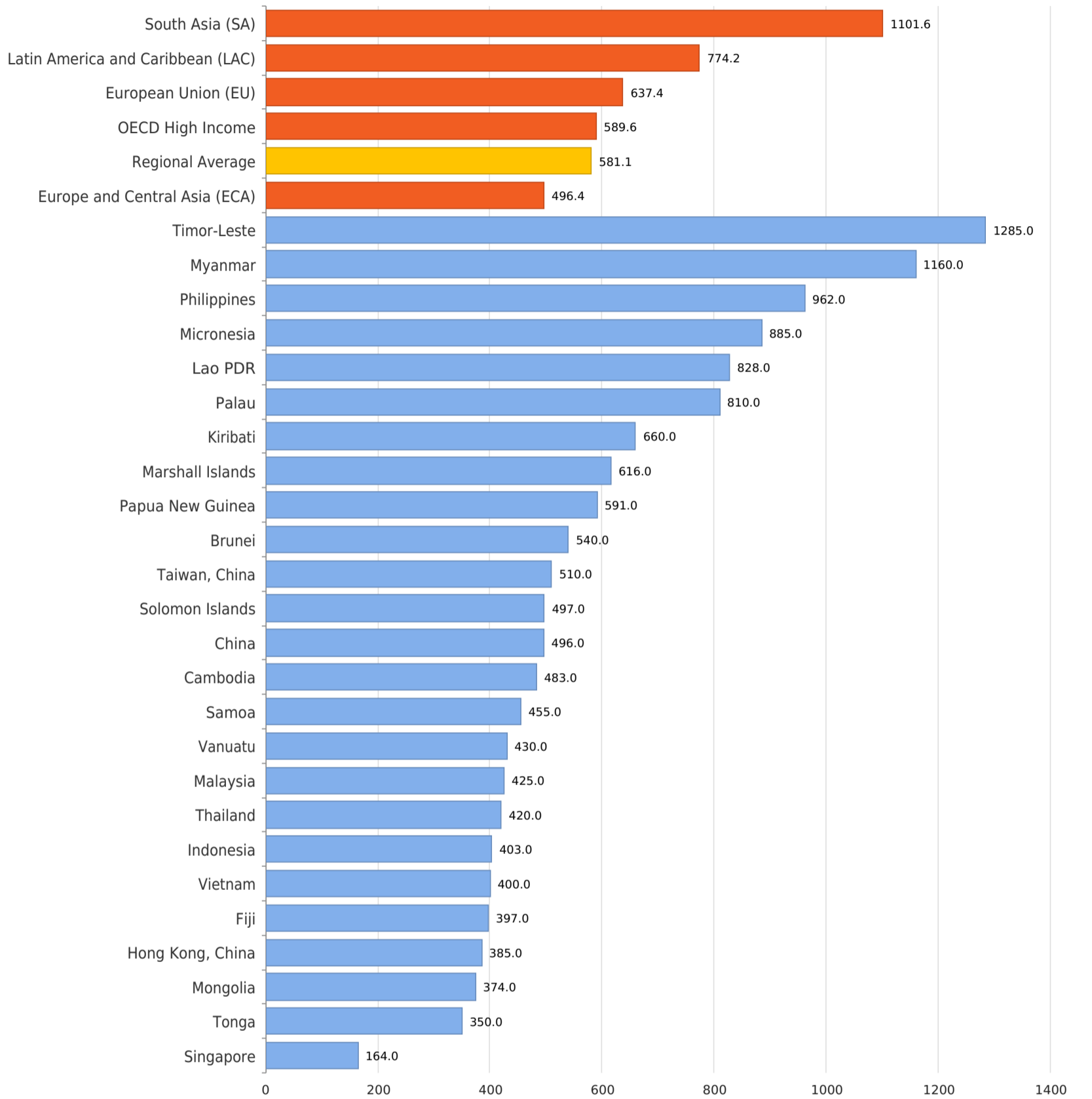
Source: Doing Business database.

**Enforcing Contracts**

The indicators underlying the rankings may also be revealing. Data collected by Doing Business show what it takes to enforce a contract through the courts in each economy in the region: the time, the cost and quality of judicial processes index. Comparing these indicators across the region and with averages both for the region and for comparator regions can provide useful insights.

**What it takes to enforce a contract through the courts in economies in East Asia & Pacific**

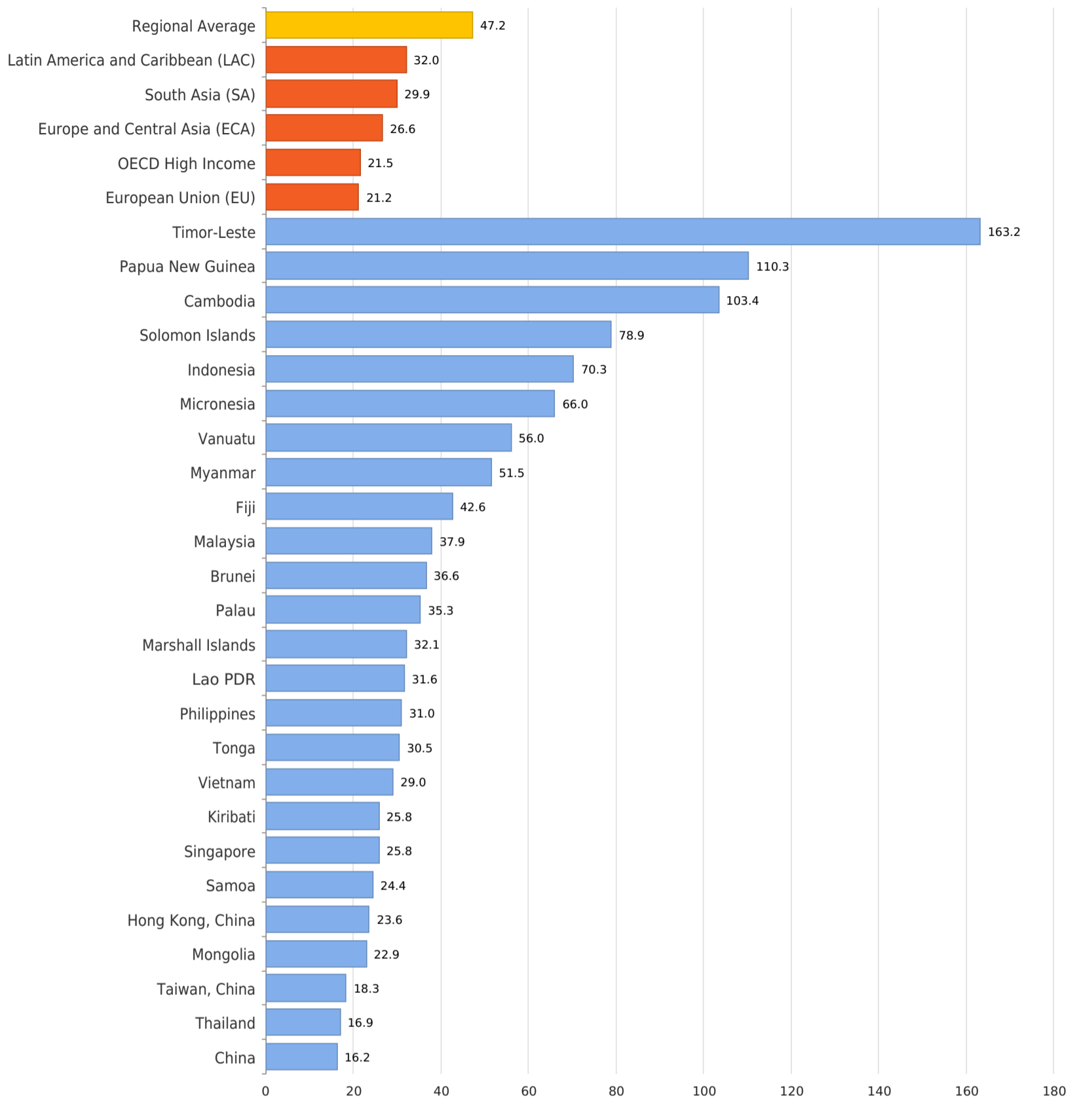
**Time (days)**



Source: Doing Business database.

Enforcing Contracts

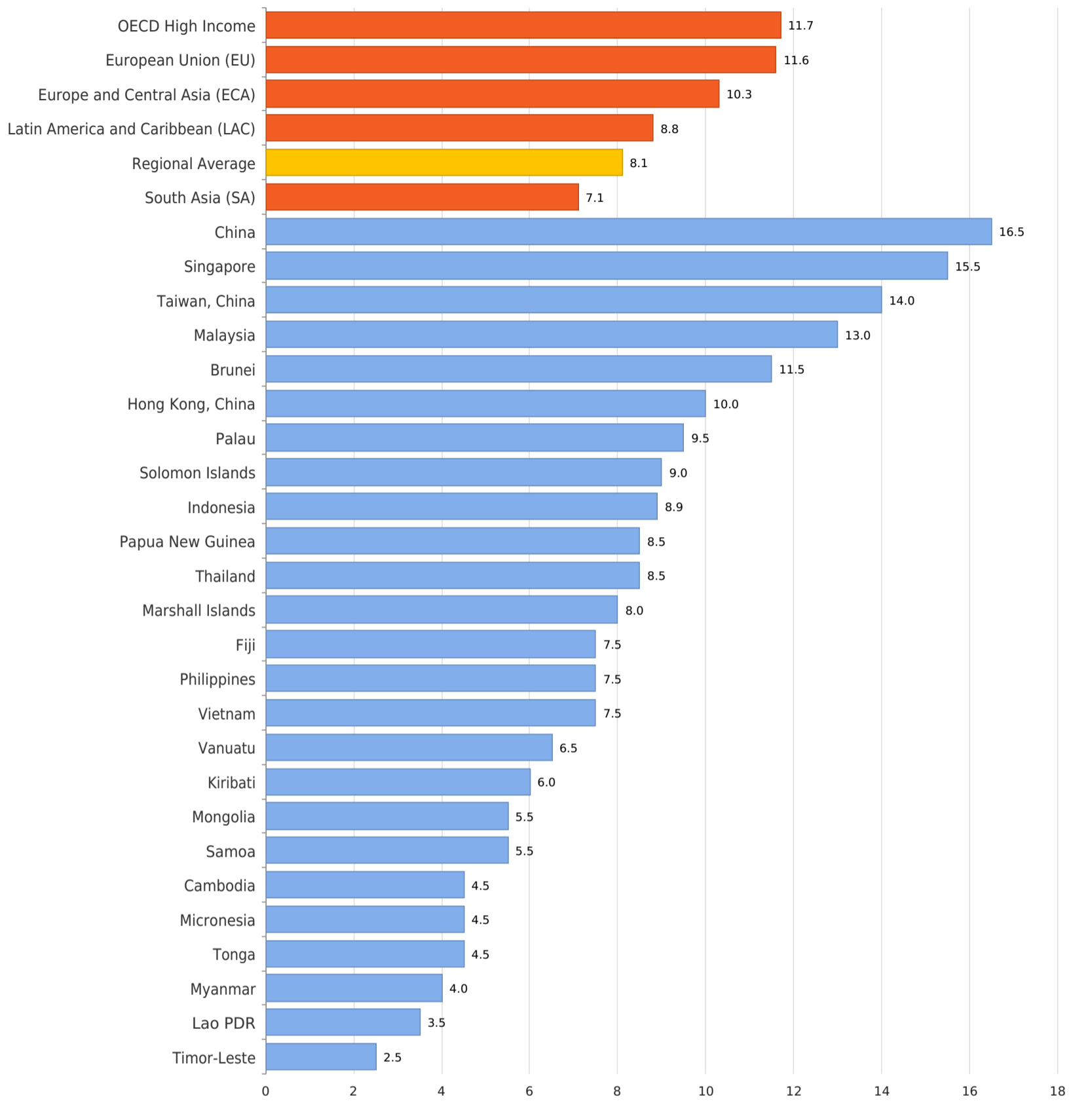
Cost (% of claim value)



Source: Doing Business database.

Enforcing Contracts

Quality of judicial processes index (0-18)



Source: Doing Business database.



## Resolving Insolvency

*Doing Business* studies the time, cost and outcome of insolvency proceedings involving domestic legal entities. These variables are used to calculate the recovery rate, which is recorded as cents on the dollar recovered by secured creditors through reorganization, liquidation or debt enforcement (foreclosure or receivership) proceedings. To determine the present value of the amount recovered by creditors, *Doing Business* uses the lending rates from the International Monetary Fund, supplemented with data from central banks and the Economist Intelligence Unit. The most recent round of data collection was completed in May 2019. [See the methodology for more information.](#)

### What the indicators measure

#### Time required to recover debt (years)

- Measured in calendar years
- Appeals and requests for extension are included

#### Cost required to recover debt (% of debtor's estate)

- Measured as percentage of estate value
- Court fees
- Fees of insolvency administrators
- Lawyers' fees
- Assessors' and auctioneers' fees
- Other related fees

#### Outcome

- Whether business continues operating as a going concern or business assets are sold piecemeal

#### Recovery rate for creditors

- Measures the cents on the dollar recovered by secured creditors
- Outcome for the business (survival or not) determines the maximum value that can be recovered
- Official costs of the insolvency proceedings are deducted
- Depreciation of furniture is taken into account
- Present value of debt recovered

#### Strength of insolvency framework index (0- 16)

- Sum of the scores of four component indices:
- Commencement of proceedings index (0-3)
- Management of debtor's assets index (0-6)
- Reorganization proceedings index (0-3)
- Creditor participation index (0-4)

### Case study assumptions

To make the data on the time, cost and outcome comparable across economies, several assumptions about the business and the case are used:

- A hotel located in the largest city (or cities) has 201 employees and 50 suppliers. The hotel experiences financial difficulties.
- The value of the hotel is 100% of the income per capita or the equivalent in local currency of USD 200,000, whichever is greater.
- The hotel has a loan from a domestic bank, secured by a mortgage over the hotel's real estate. The hotel cannot pay back the loan, but makes enough money to operate otherwise.

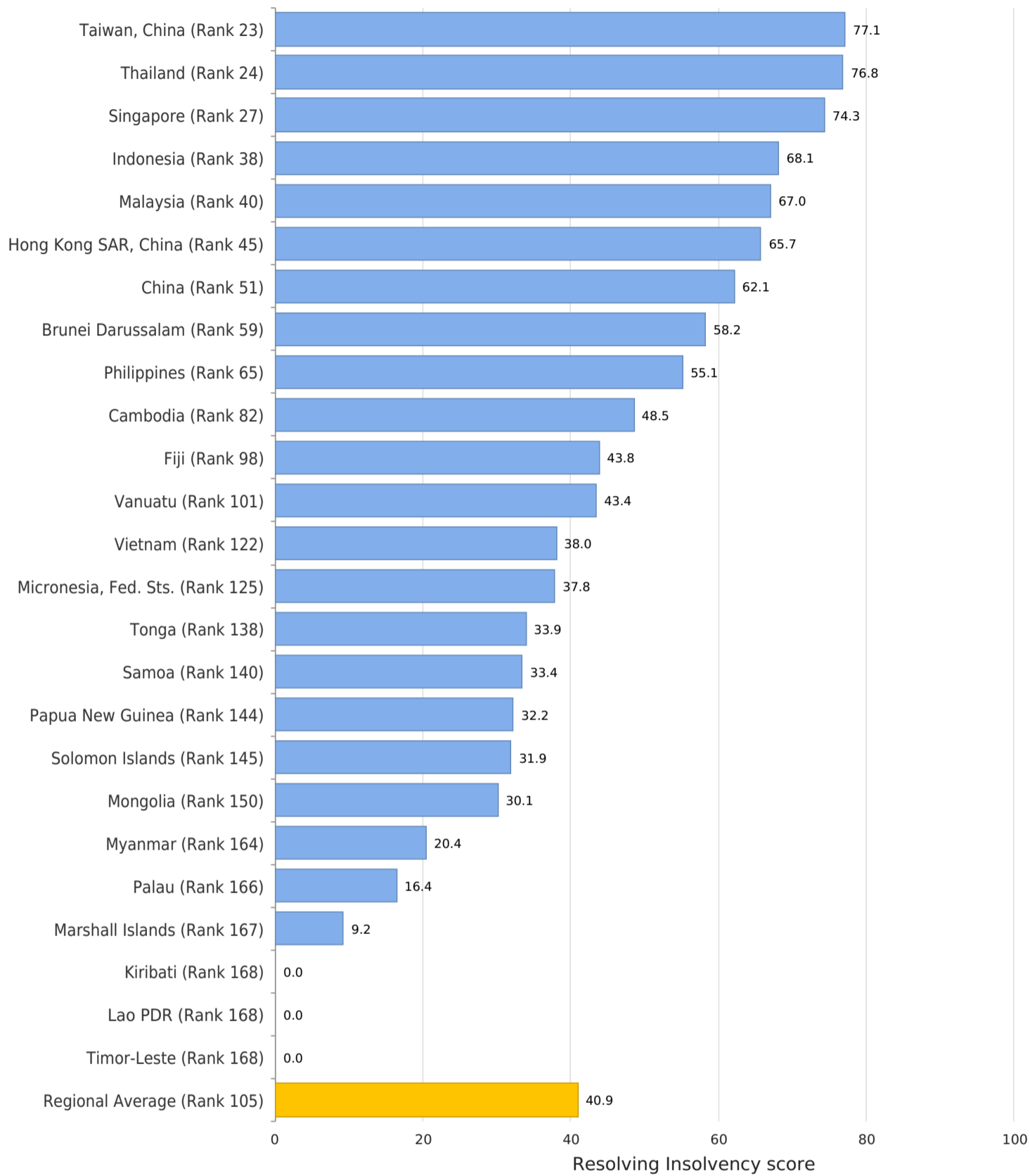
In addition, *Doing Business* evaluates the quality of legal framework applicable to judicial liquidation and reorganization proceedings and the extent to which best insolvency practices have been implemented in each economy covered.

**Resolving Insolvency**

*Where do the region's economies stand today?*

How efficient are insolvency proceedings in economies in East Asia & Pacific? The global rankings of these economies on the ease of resolving insolvency suggest an answer. The average ranking of the region and comparator regions provide a useful benchmark for assessing the efficiency of insolvency proceedings. Speed, low costs and continuation of viable businesses characterize the top performing economies.

**How economies in East Asia & Pacific rank on the ease of resolving insolvency**



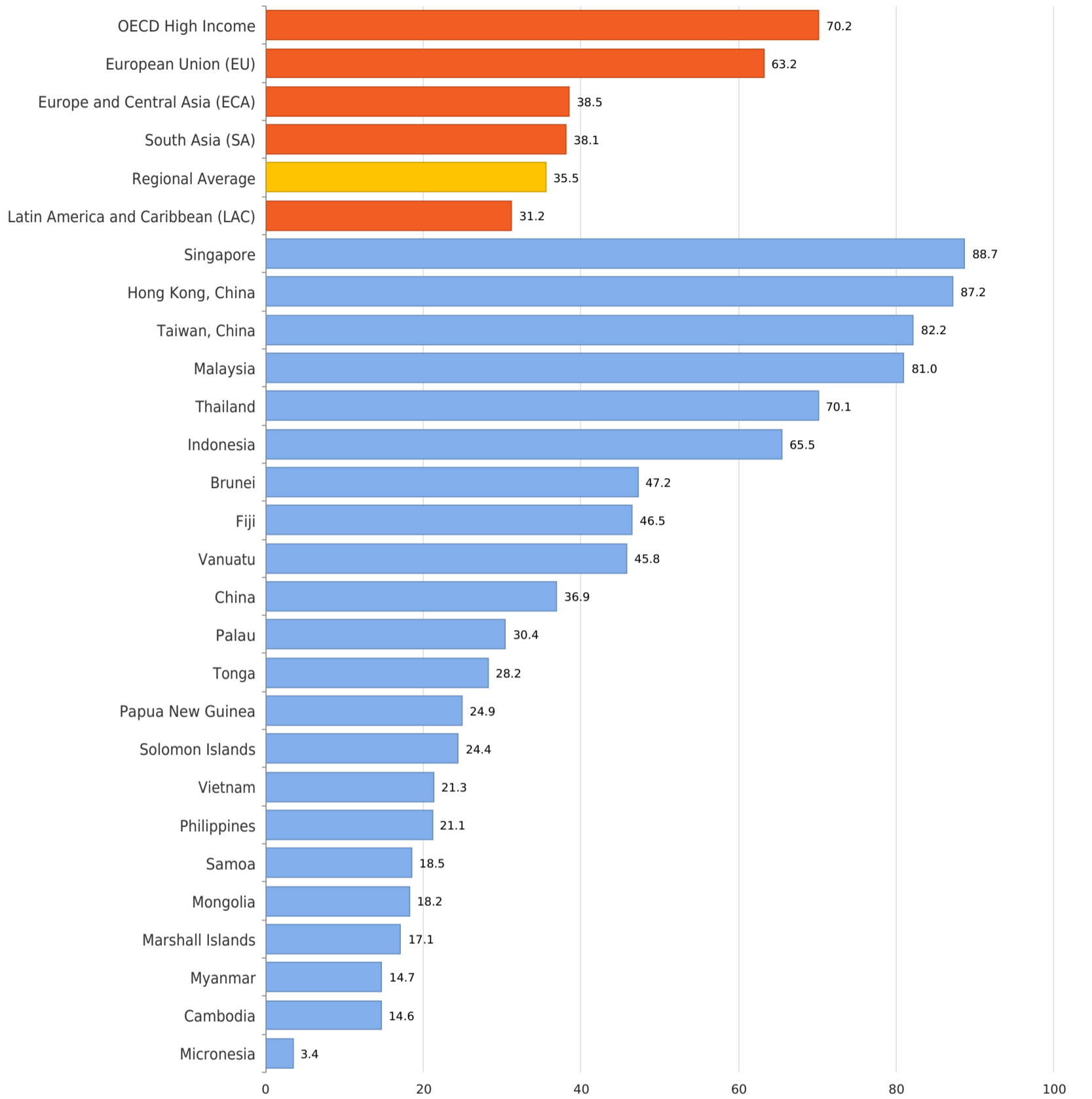
Source: Doing Business database.

**Resolving Insolvency**

The indicators underlying the rankings may be more revealing. Data collected by Doing Business show the average recovery rate and the average strength of insolvency framework index. Comparing these indicators across the region and with averages both for the region and for comparator regions can provide useful insights.

**How efficient is the insolvency process in economies in East Asia & Pacific**

**Recovery rate (cents on the dollar)**



Source: Doing Business database.

## Employing Workers

*Doing Business* presents detailed data for the employing workers indicators on the *Doing Business* website (<http://www.doingbusiness.org>). The study does not present rankings of economies on these indicators or include the topic in the aggregate ease of doing business score or ranking on the ease of doing business.

The most recent round of data collection was completed in May 2019. [See the methodology for more information.](#)

### What the indicators measure

#### Hiring

(i) whether fixed-term contracts are prohibited for permanent tasks; (ii) maximum cumulative duration of fixed-term contracts; (iii) length of the maximum probationary period; (iv) minimum wage; (v) ratio of minimum wage to the average value added per worker.

#### Working hours

(i) maximum number of working days allowed per week; (ii) premiums for work: at night, on a weekly rest day and overtime; (iii) whether there are restrictions on work at night, work on a weekly rest day and for overtime work; (iv) length of paid annual leave.

#### Redundancy rules

(i) whether redundancy can be basis for terminating workers; (ii) whether employer needs to notify and/or get approval from third party to terminate 1 redundant worker and a group of 9 redundant workers; (iii) whether the law requires employer to reassign or retrain a worker before making worker redundant; (iv) whether priority rules apply for redundancies and reemployment.

#### Redundancy cost

(i) notice period for redundancy dismissal; (ii) severance payments, and (iii) penalties due when terminating a redundant worker. Data on the availability of unemployment protection for a worker with one year of employment is also collected.

### Case study assumptions

To make the data comparable across economies, several assumptions about the worker and the business are used.

#### The worker:

- Is a cashier in a supermarket or grocery store, age 19, with one year of work experience.
- Is a full-time employee.
- Is not a member of the labor union, unless membership is mandatory.

#### The business:

- Is a limited liability company (or the equivalent in the economy).
- Operates a supermarket or grocery store in the economy's largest business city. For 11 economies the data are also collected for the second largest business city.
- Has 60 employees.
- Is subject to collective bargaining agreements if such agreements cover more than 50% of the food retail sector and they apply even to firms that are not party to them.
- Abides by every law and regulation but does not grant workers more benefits than those mandated by law, regulation or (if applicable) collective bargaining agreements.

## Business Reforms in East Asia & Pacific

From May 2, 2018 to May 1, 2019, 115 economies implemented 294 business regulatory reforms across the 10 areas measured by Doing Business. Reforms inspired by *Doing Business* have been implemented by economies in all regions. The following are reforms implemented in East Asia & Pacific since *Doing Business* 2011.

✓ = *Doing Business* reform making it easier to do business. ✗ = Change making it more difficult to do business.

### Starting a Business

DB Year	Economy	Reform
DB2020	Cambodia	Cambodia made starting a business more expensive by increasing the costs associated with business registration at the Ministry of Labor and Vocational Training.
DB2020	China	China (Beijing) made starting a business easier by fully integrating the obtention of company seals into the one-stop shop.
DB2020	Indonesia	Indonesia (Jakarta) made starting a business easier by introducing an online platform for business licensing and replacing hard copies with electronic certificates.
DB2020	Lao PDR	The Lao People's Democratic Republic made starting a business easier by eliminating the requirement to obtain proof of business location from the Village Chief Authority for business registration.
DB2020	Myanmar	Myanmar made starting a business easier by introducing an online platform for company registration and reducing incorporation fees.
DB2020	Philippines	The Philippines made starting a business easier by abolishing the minimum capital requirement for domestic companies.
DB2019	Brunei Darussalam	Brunei Darussalam made starting a business easier by merging the name verification into the incorporation application, expediting incorporation applications and eliminating the practice of stamping share certificates.
DB2019	China	China made starting a business easier by launching online company registrations and by simplifying social security registrations. This reform applies to both Beijing and Shanghai.
DB2019	Indonesia	Indonesia made starting a business easier by combining different social security registrations and by reducing notarization fees in both Jakarta and Surabaya. Also, different registrations were combined at the one-stop shop in Surabaya.
DB2019	Malaysia	Malaysia made starting a business easier by introducing an online registration system for the goods and service tax.
DB2019	Myanmar	Myanmar made starting a business less expensive by reducing the registration fee.
DB2019	Philippines	The Philippines made starting a business easier by simplifying tax registration and business licensing processes. At the same time, the Philippines increased tax registration costs.
DB2019	Singapore	Singapore made starting a business easier by abolishing the corporate seals.
DB2019	Thailand	Thailand made starting a business less costly by introducing fixed registration fees.
DB2019	Timor-Leste	Timor-Leste made starting a business less costly by reducing the paid-in minimum capital requirement.
DB2019	Vietnam	Vietnam made starting a business easier by publishing the notice of incorporation online and by reducing the cost of business registration.
DB2018	Brunei Darussalam	Brunei Darussalam made starting a business faster by removing post-incorporation procedures.
DB2018	China	China made starting a business easier by streamlining registration procedures. This reform applies to both Beijing and Shanghai.
DB2018	Hong Kong SAR, China	Hong Kong SAR, China, made starting a business more expensive by reintroducing the business tax fee.
DB2018	Indonesia	Indonesia made starting a business less costly by reducing the start-up fees for limited liability companies. This reform applies to both Jakarta and Surabaya.
DB2018	Thailand	Thailand made starting a business easier by abolishing the requirement to obtain a company's seal and eliminating the need for approval from the Labor Department of company work regulations.
DB2017	Cambodia	Cambodia made starting a business more difficult by increasing the time required to register and by requiring companies to submit evidence of capital deposit after registration.

DB2017	China	China made starting a business easier by introducing a single form to obtain a business license, organization code and tax registration. This reform applies to both Shanghai and Beijing.
DB2017	Fiji	Fiji made starting a business easier by reducing the time required to start a business. Fiji also made starting a business less costly by reducing fees at the business registrar.
DB2017	Hong Kong SAR, China	Hong Kong SAR, China, made starting a business less costly by reducing the business registration fee.
DB2017	Indonesia	Indonesia made starting a business easier by creating a single form to apply for the company registration certificate and trading license. This reform applies to Jakarta. Indonesia also made starting a business easier by abolishing the minimum capital requirement for small and medium-size enterprises and by encouraging the use of an online system to reserve company names. This reform applies to both Jakarta and Surabaya.
DB2017	Lao PDR	The Lao People's Democratic Republic made the process of starting a business faster by implementing simplified procedures for obtaining a license and a registered company seal.
DB2017	Malaysia	Malaysia made starting a business more difficult by requiring that companies with an annual revenue of more than MYR 500,000 register as a GST payer.
DB2017	Myanmar	Myanmar made starting a business easier by reducing the cost to register a company. It also simplified the process by removing the requirement to submit a reference letter and a criminal history certificate in order to incorporate a company.
DB2017	Papua New Guinea	Papua New Guinea reduced the time required to start a business by streamlining business registration at the Investment Promotion Agency (IPA).
DB2017	Thailand	Thailand made starting a business easier by creating a single window for registration payment and reducing the time to obtain a company seal.
DB2017	Vanuatu	Vanuatu made starting a business easier by removing registration requirements and digitizing the company register.
DB2017	Vietnam	Vietnam made starting a business more difficult by requiring entrepreneurs to receive approval of the seal sample before using it.
DB2016	Brunei Darussalam	Brunei Darussalam made starting a business easier by improving online procedures and simplifying registration and post registration requirements.
DB2016	Cambodia	Cambodia made starting a business easier by simplifying company name checks, streamlining tax registration and eliminating the requirement to publish information on the new company's incorporation in the official gazette.
DB2016	Hong Kong SAR, China	Hong Kong SAR, China, made starting a business easier by eliminating the requirement for a company seal.
DB2016	Indonesia	Indonesia made starting a business in Jakarta easier by reducing the time needed to register with the Ministry of Manpower.
DB2016	Mongolia	Mongolia made starting a business easier by reducing the number of days required to register a new company.
DB2016	Myanmar	Myanmar made starting a business easier by eliminating the minimum capital requirement for local companies and streamlining incorporation procedures.
DB2016	Philippines	The Philippines made starting a business easier by streamlining communications between the Securities and Exchange Commission and the Social Security System and thereby expediting the process of issuing an employer registration number.
DB2016	Vietnam	Vietnam made starting a business easier by reducing the time required to get the company seal engraved and registered.
DB2015	China	China made starting a business easier by eliminating both the minimum capital requirement and the requirement to obtain a capital verification report from an auditing firm. This reform applies to both Beijing and Shanghai.
DB2015	Hong Kong SAR, China	Hong Kong SAR, China, made starting a business more difficult by increasing the registration fee.
DB2015	Indonesia	Indonesia made starting a business easier by allowing the Ministry of Law and Human Rights to electronically issue the approval letter for the deed of establishment. This reform applies to both Jakarta and Surabaya.
DB2015	Timor-Leste	Timor-Leste made starting a business easier by creating a one-stop shop.

DB2014	Cambodia	Cambodia made starting a business more difficult by introducing a requirement for a company name check at the Department of Intellectual Property and by increasing the costs both for getting registration documents approved and stamped by the Phnom Penh Tax Department and for completing incorporation with the commercial registrar.
DB2014	Hong Kong SAR, China	Hong Kong SAR, China, made starting a business less costly by abolishing the capital duty levied on local companies.
DB2014	Malaysia	Malaysia made starting a business less costly by reducing the company registration fees.
DB2014	Mongolia	Mongolia made starting a business easier by eliminating the requirement to get company statutes and charters notarized as well as the requirement to register a new company with the local tax office.
DB2013	China	China made starting a business less costly by exempting micro and small companies from paying several administrative fees from January 2012 to December 2014.
DB2013	Fiji	Fiji made starting a business more difficult by requiring new companies applying for a business license to obtain a certificate from the national fire authority and a letter of compliance from the Ministry of Labor.
DB2013	Lao PDR	Lao PDR made starting a business easier by allowing entrepreneurs to apply for tax registration at the time of incorporation.
DB2013	Mongolia	Mongolia made starting a business easier by eliminating the minimum capital requirement for limited liability companies.
DB2013	Thailand	Thailand made starting a business easier by allowing the registrar at the Department of Business Development to receive the company's work regulations.
DB2013	Vietnam	Vietnam made starting a business easier by allowing companies to use self-printed value added tax invoices.
DB2012	Fiji	Fiji made starting a business more difficult by adding a requirement to obtain a tax identification number when registering a new company.
DB2012	Hong Kong SAR, China	Hong Kong SAR (China) made starting a business easier by introducing online electronic services for company and business registration.
DB2012	Indonesia	Indonesia made starting a business easier by introducing a simplified application process allowing an applicant to simultaneously obtain both a general trading license and a business registration certificate.
DB2012	Malaysia	Malaysia made starting a business easier by merging company, tax, social security and employment fund registrations at the one-stop shop and providing same-day registration.
DB2012	Solomon Islands	The Solomon Islands made starting a business easier by implementing an online registration process.
DB2012	Taiwan, China	Taiwan (China) made starting a business easier by implementing an online one-stop shop for business registration.
DB2012	Thailand	Thailand made starting a business easier by introducing a one-stop shop.
DB2012	Timor-Leste	Timor-Leste made starting a business faster by improving the registration process.
DB2012	Tonga	Tonga made starting a business easier by implementing an electronic system at the registry, which reduced the time required for verification of the uniqueness of the company name and for registration of the company. The costs for the name search, company registration and business license increased, however.
DB2012	Vanuatu	Vanuatu made starting a business easier by reducing the time required for company registration at the Vanuatu Financial Services Commission and issuing provisional licenses at the Department of Customs.
DB2011	Brunei Darussalam	Brunei Darussalam made starting a business easier by improving efficiency at the company registrar and implementing an electronic system for name searches.
DB2011	Indonesia	Indonesia eased business start-up by reducing the cost for company name clearance and reservation and the time required to reserve the name and approve the deed of incorporation.
DB2011	Malaysia	Malaysia eased business start-up by introducing more online services.
DB2011	Philippines	The Philippines eased business startup by setting up a one-stop shop at the municipal level.
DB2011	Taiwan, China	Taiwan (China) eased business start-up by reducing the time required to check company names, register retirement plans and apply for health, pension and labor insurance.

DB2011	Vietnam	Vietnam eased company start-up by creating a one-stop shop that combines the processes for obtaining a business license and tax license and by eliminating the need for a seal for company licensing.
--------	---------	---

### Dealing with Construction Permits

DB Year	Economy	Reform
DB2020	China	China made obtaining building permits easier by simplifying the requirements for low-risk construction projects and by reducing the time to get water and drainage connections. China also made construction safer by imposing stricter qualification requirements for professionals in charge of technical inspections and verifying architectural plans as well as differentiated building quality supervision schemes. This reform applies to both Beijing and Shanghai.
DB2020	Hong Kong SAR, China	Hong Kong SAR, China, made dealing with construction permits easier by enhancing its risk-based approach to inspections.
DB2020	Malaysia	Malaysia streamlined the process of dealing with construction permits by eliminating the road and drainage inspection performed by Kuala Lumpur City Hall.
DB2020	Myanmar	Myanmar strengthened construction quality control by imposing stricter qualification requirements for architects and engineers and making building permitting requirements available online. Myanmar also improved its water and sanitation infrastructure and made the building permitting process more efficient by introducing service quality standards.
DB2020	Philippines	The Philippines made dealing with construction permits easier by improving coordination and streamlining the process for obtaining an occupancy certificate.
DB2020	Singapore	Singapore made dealing with construction permits easier by enhancing its risk-based approach to inspections, improving public access to soil information and streamlining the process to obtain a construction permit.
DB2020	Thailand	Thailand made dealing with construction permits easier by introducing legislation requiring phased inspections during construction.
DB2020	Tonga	Tonga made dealing with construction permits less transparent by removing online public information on the building code, building fees and required pre-approvals.
DB2019	Cambodia	Cambodia made dealing with construction permits less costly by reducing the fees of obtaining a building permit.
DB2019	China	China streamlined the process of obtaining the building permit, the certificate of completion and registering new buildings with the real estate registry. It also improved its building quality control by introducing stricter qualification requirements for professionals in the construction industry and improving public access to information. This reform applies to both Beijing and Shanghai.
DB2019	Malaysia	Malaysia streamlined the process of obtaining a building permit and made it faster to obtain construction permits
DB2019	Philippines	The construction sector in the Philippines improved its risk management practices as latent defect liability insurance is now commonly obtained by industry players.
DB2019	Taiwan, China	Taiwan, China made dealing with construction permits less time-consuming by improving the efficiency of its a single window counter in the Taipei City Construction Management Office.
DB2018	Brunei Darussalam	Brunei Darussalam made dealing with construction permits less cumbersome by streamlining the process of obtaining a building permit.
DB2017	Philippines	The Philippines made dealing with construction permits easier by increasing the transparency of its building regulations.
DB2017	Singapore	Singapore made dealing with construction permits easier by streamlining procedures and improving the online one-stop shop.
DB2017	Tonga	Tonga made dealing with construction permits more complex by introducing two new procedures.
DB2015	Brunei Darussalam	Brunei Darussalam made dealing with construction permits easier by consolidating final inspections.
DB2015	Samoa	Samoa made dealing with construction permits more costly by increasing the building permit fees.
DB2015	Thailand	Thailand made dealing with construction permits less time-consuming by introducing a fast-track approval process for building permits for smaller buildings.



DB2014	Malaysia	Malaysia made dealing with construction permits easier by establishing a one-stop shop.
DB2014	Mongolia	Mongolia made dealing with construction permits easier by eliminating the requirement for a technical review of the building plans by the state for low- and medium-risk construction projects.
DB2014	Philippines	The Philippines made dealing with construction permits easier by eliminating the requirement to obtain a health certificate.
DB2013	Brunei Darussalam	Brunei Darussalam made dealing with construction permits easier by creating a one-stop shop for preconstruction approvals.
DB2013	China	China simplified the process of obtaining a construction permit by streamlining and centralizing preconstruction approvals.
DB2013	Fiji	Fiji made obtaining a construction permit more expensive by implementing a fee for the fire department clearance.
DB2013	Malaysia	Malaysia made dealing with construction permits faster by improving the one-stop center for new buildings and by reducing the time to connect to telephone service.
DB2013	Taiwan, China	Taiwan, China, made dealing with construction permits easier by introducing a risk-based and self-regulatory inspection system and improving operational features of the one-stop shop for building permits.
DB2013	Vanuatu	Vanuatu made obtaining a construction permit more cumbersome by making a preliminary environmental assessment mandatory and made it more expensive by increasing the fees.
DB2012	Taiwan, China	Taiwan (China) made dealing with construction permits easier by creating a one-stop center.
DB2012	Vanuatu	Vanuatu made dealing with construction permits more difficult by increasing the number of procedures and the cost to obtain a building permit.
DB2011	Philippines	The Philippines made construction permitting more cumbersome through updated electricity connection costs.
DB2011	Vietnam	Vietnam made dealing with construction permits easier by reducing the cost to register newly completed buildings by 50% and transferring the authority to register buildings from local authorities to the Department of National Resources and Environment.

### Getting Electricity

DB Year	Economy	Reform
DB2020	China	China made getting electricity easier by streamlining the application process. China also increased the transparency of electricity tariff changes. This reform applies to both Beijing and Shanghai.
DB2020	Indonesia	Indonesia (Surabaya) improved the reliability of power supply following renovations to and enhanced maintenance of its electrical grid. Indonesia (Surabaya) also made obtaining new electrical connections faster thanks to higher generation capacity.
DB2020	Lao PDR	Lao PDR made getting electricity faster by allocating more staff to process applications. Lao PDR also improved the reliability of power supply by deploying an automated Supervisory Control and Data Acquisition (SCADA) system for outage monitoring and the restoration of service.
DB2019	Brunei Darussalam	Brunei Darussalam made getting electricity easier by decreasing the number of procedures needed to obtain a new connection. Brunei Darussalam also made getting electricity faster by setting enforceable time standards for connection services.
DB2019	China	China made getting electricity easier in Beijing and Shanghai by expanding network capacity so that all connections of power loads of 160kW or less are now made directly to the low voltage network, for which the connection process is carried out entirely by the utility free of charge. The time to obtain an electricity connection was also reduced thanks to the rollout of a new mobile application for customers.
DB2019	Hong Kong SAR, China	Hong Kong SAR, China, made the process of getting an electricity connection faster by establishing a specialized task force to undertake the trenching, excavation and reinstatement of the underground cables.
DB2019	Malaysia	Malaysia made getting electricity easier by eliminating the site visit for new commercial electricity connections.

DB2019	Myanmar	Myanmar improved the monitoring and regulation of power outages by beginning to record data for the annual system average interruption duration index (SAIDI) and system average interruption frequency index (SAIFI). Myanmar also made getting electricity more transparent by publishing electricity tariffs online.
DB2019	Thailand	Thailand increased the transparency of electricity tariff changes. Thailand also made getting electricity easier by streamlining the number of procedures needed to obtain a new connection.
DB2018	Brunei Darussalam	Brunei Darussalam made getting electricity more difficult by increasing the number of procedures needed to obtain a new connection. At the same time, a new compensation scheme was introduced to incentivize the utility to improve reliability.
DB2018	Indonesia	Indonesia made getting electricity less costly by reducing connection and internal wiring certification fees. In Jakarta, getting electricity was also made easier after the utility streamlined the processing of new connection applications.
DB2018	Philippines	The Philippines reduced the time to get an electricity connection by implementing a new asset management system and by creating a new scheduling and planning office.
DB2018	Thailand	Thailand made getting electricity easier by streamlining procedures through the implementation of a geographic information system, eliminating the external site inspection.
DB2018	Vietnam	Vietnam increased the reliability of power supply by rolling out a Supervisory Control and Data Acquisition (SCADA) automatic energy management system for the monitoring of outages and the restoration of service.
DB2017	Brunei Darussalam	The utility in Brunei Darussalam streamlined the processes of reviewing applications, and the time to issue an excavation permit was reduced. In addition, Brunei Darussalam increased the reliability of power supply by rolling out a Supervisory Control and Data Acquisition (SCADA) automatic energy management system for the monitoring of outages and the restoration of service.
DB2017	Hong Kong SAR, China	Hong Kong SAR, China, streamlined the processes of reviewing applications for new electrical connections and also reduced the time needed to issue an excavation permit.
DB2017	Indonesia	Indonesia made the process for getting an electricity connection faster by reducing the time for contractors to perform external work thanks to an increase in the stock of electrical material supplied by the utility. In Surabaya, getting electricity was also made easier after the utility streamlined the process for new connection requests.
DB2017	Lao PDR	Lao PDR improved the regulation of outages by beginning to record data for the annual system average interruption duration index (SAIDI) and system average interruption frequency index (SAIFI).
DB2016	Cambodia	Cambodia reduced the average frequency and duration of power outages experienced by a customer over the course of a year in Phnom Penh by increasing power generation capacity.
DB2016	Hong Kong SAR, China	The utility in Hong Kong SAR, China, made getting electricity easier by streamlining the process for reviewing connection applications and for completing the connection works and meter installation. In addition, the time needed to issue an excavation permit was reduced.
DB2016	Myanmar	The Ministry of Electric Power facilitated the process to obtain a new electricity connection in Myanmar by reducing delays through fewer approvals.
DB2016	Taiwan, China	The utility in Taiwan, China, reduced the time required for getting an electricity connection through a simplified procedure for obtaining excavation permits from the municipality.
DB2016	Vietnam	The utility in Vietnam reduced the time required for getting an electricity connection by reducing delays and increasing efficiency in approving connection applications and designs for connection works. Getting electricity was also made easier by eliminating the need to obtain a substation certification from the Fire Fighters Prevention Department for connections to the medium-voltage grid.
DB2015	Indonesia	In Indonesia the electricity company in Jakarta made getting electricity easier by eliminating the need for electrical contractors to obtain multiple certificates guaranteeing the safety of internal installations—though. The utility in Jakarta and Surabaya also increased the cost by introducing a security deposit for new connections.
DB2015	Solomon Islands	The Solomon Islands made getting electricity easier by improving procurement practices for the materials needed to establish new connections.
DB2015	Taiwan, China	Taiwan, China, made getting electricity easier by eliminating site inspections.
DB2014	Malaysia	Malaysia made getting electricity easier by increasing the efficiency of internal processes at the utility and improving its communication and dialogue with contractors.

DB2014	Mongolia	Mongolia made getting electricity easier by increasing the efficiency of the utility's internal processes, enforcing time limits at different stages of the connection process and eliminating the fees for testing the installation.
DB2013	Indonesia	Indonesia made getting electricity easier by eliminating the requirement for new customers applying for an electricity connection to show a neighbor's electricity bill as a way to help determine their address.
DB2012	Brunei Darussalam	Brunei Darussalam made getting electricity easier by establishing a one-stop shop and reducing the time required to obtain an excavation permit.
DB2012	Hong Kong SAR, China	Hong Kong SAR (China) made getting electricity easier by increasing the efficiency of public agencies and streamlining the utility's procedures with other government agencies.
DB2012	Indonesia	Indonesia made getting electricity more difficult by increasing connection fees.
DB2012	Tonga	Tonga made getting electricity faster by implementing a time limit for the safety inspection.

### Registering Property

DB Year	Economy	Reform
DB2020	Myanmar	Myanmar made property registration faster by streamlining deed registration and appraisal. Myanmar also improved the quality of its land administration system by publishing the fee schedule, official service standards and statistics on property transfers for the previous calendar year.
DB2019	China	China made registering property easier by streamlining administrative procedures and by increasing the reliability and transparency of its land administration system. This reform applies to both Beijing and Shanghai.
DB2019	Indonesia	Indonesia made registering property easier by reducing the time to solve land disputes at the First Instance Court and enhanced the transparency of the land registry. This reform applies to both Jakarta and Surabaya.
DB2019	Malaysia	Malaysia made property transfer simpler by implementing an online single window platform to carry out property searches.
DB2019	Papua New Guinea	Papua New Guinea made registering property easier by increasing the transparency of the land administration system.
DB2019	Philippines	Philippines made transferring property easier by introducing a national database to check for encumbrances. DB19.
DB2018	Brunei Darussalam	Brunei made registering property easier by increasing the transparency of its land administration system and by improving the land administration system's dispute resolution mechanisms.
DB2018	Hong Kong SAR, China	Hong Kong SAR, China, improved the quality of its land administration system by enhancing its reliability and establishing a complaints mechanism.
DB2018	Indonesia	Indonesia made registering property easier by reducing the transfer tax. This reform applies to Jakarta and Surabaya.
DB2018	Myanmar	Myanmar made registering property less costly by reducing the stamp duty.
DB2018	Thailand	Thailand improved the reliability of its land administration system by implementing a geographic information system and by scanning maps for most of Bangkok.
DB2017	Indonesia	Indonesia made it easier to register property by digitizing its cadastral records and setting up a geographic information system.
DB2017	Singapore	Singapore made it easier to transfer a property by introducing an independent mechanism for reporting errors on titles and maps.
DB2016	Vanuatu	Vanuatu improved the quality of land administration by appointing a land ombudsman to deal with complaints relating to the land registry.
DB2015	Vanuatu	Vanuatu made property transfers faster by digitizing its land registry system and hiring and training new staff.
DB2014	Hong Kong SAR, China	Hong Kong SAR, China, made transferring property more costly by increasing the stamp duty.
DB2014	Samoa	Samoa made transferring property more expensive by increasing the stamp duty.

DB2014	Singapore	Singapore made transferring property easier by introducing an online procedure for property transfers.
DB2013	Fiji	Fiji made transferring property more difficult by requiring parties to a property transaction to obtain a capital gains tax clearance certificate from the Fiji Revenue and Customs Authority.
DB2013	Malaysia	Malaysia substantially reduced the number of days it takes to register property transfers.
DB2013	Myanmar	Myanmar made transferring property more expensive by increasing the deed registration fee by 4.57 % of the property value.
DB2012	Solomon Islands	The Solomon Islands made registering property faster by separating the land registry from the business and movable property registries.
DB2012	Thailand	Thailand made registering property more expensive by increasing the registration fee.
DB2012	Tonga	Tonga made transferring property more costly.
DB2012	Vanuatu	Vanuatu made registering property easier by computerizing the land registry.
DB2011	Lao PDR	Lao PDR made registering property faster by moving to a title system.
DB2011	Malaysia	Malaysia's introduction of online stamping reduced the time and cost to transfer property.
DB2011	Samoa	Samoa shifted from a deed system to a title system and fully computerized its land registry, which reduced the time required to register property by 4 months.
DB2011	Thailand	Thailand made registering property more costly by repealing a 2-year temporary tax reduction for property transfers.

### Getting Credit

DB Year	Economy	Reform
DB2020	Vietnam	Vietnam improved access to credit information by distributing data from retailers.
DB2019	Brunei Darussalam	Brunei Darussalam improved access to credit information by starting to provide consumer and commercial credit scores to banks and financial institutions.
DB2019	Indonesia	Indonesia improved access to credit information by distributing data from retailers and utility companies. This reform applies to both Jakarta and Surabaya.
DB2018	Brunei Darussalam	Brunei Darussalam strengthened access to credit by adopting a new law on secured transactions that establishes a unified legal framework for movable assets and creates a modern, notice-based collateral registry. The law also establishes priority rules for secured creditors inside and outside of insolvency proceedings as well as allows for out of court enforcement.
DB2018	Indonesia	Indonesia improved access to credit information by launching a new credit bureau. This reform applies to both Jakarta and Surabaya.
DB2018	Mongolia	Mongolia strengthened access to credit by introducing a new Law on Movable and Intangible Property Pledges and by setting up a new collateral registry. The new law implemented a functional secured transactions system. The collateral registry is operational, unified geographically, searchable by a debtor's unique identifier, modern, and notice based.
DB2018	Myanmar	Myanmar improved access to credit information by adopting a regulation allowing the establishment of credit bureaus.
DB2018	Samoa	Samoa strengthened access to credit with the implementation of the Personal Property Securities Act and by establishing a functional, modern, notice-based collateral registry to register all types of charges and functional equivalents.
DB2018	Thailand	Thailand strengthened access to credit by adopting new legislation that broadens the scope of assets that can be used as collateral. Thailand now allows a general description of assets granted as collateral and allows the security interest to automatically attach to the proceeds of the original asset. It also establishes clear grounds for relief from a stay for secured creditors during reorganisation procedures and allows out-of-court enforcement of collateral.
DB2018	Vietnam	Vietnam strengthened access to credit by adopting a new civil code that broadens the scope of assets that can be used as collateral.

DB2017	Brunei Darussalam	Brunei Darussalam strengthened access to credit by adopting a new insolvency law that contemplates protections for secured creditors during an automatic stay in reorganization proceedings. Brunei also improved access to credit information by beginning to distribute data from two utility companies.
DB2017	Cambodia	In Cambodia the credit bureau started to provide credit scores to banks and financial institutions, improving access to credit information.
DB2017	China	China improved access to credit information by starting to report payment histories from utility companies and providing credit scores to banks and financial institutions. This reform applies to both Shanghai and Beijing.
DB2017	Fiji	The credit bureau in Fiji suspended operations making it more difficult to gain access to credit information.
DB2017	Indonesia	Indonesia strengthened access to credit by establishing a modern collateral registry.
DB2017	Malaysia	In Malaysia the credit bureau began to provide consumer credit scores.
DB2017	Myanmar	Myanmar improved its credit information system by enacting a law that allows the establishment of a new credit bureau.
DB2017	Papua New Guinea	Papua New Guinea strengthened access to credit by adopting a new law on secured transactions that implemented a functional secured transactions system and established a centralized, notice-based collateral registry. The new law broadens the scope of assets that can be used as collateral and allows out-of-court enforcement of collateral.
DB2017	Solomon Islands	The Solomon Islands improved access to credit information by establishing a credit bureau.
DB2017	Thailand	Thailand improved access to credit information by starting to provide credit scores to banks and financial institutions.
DB2017	Vanuatu	Vanuatu improved access to credit by passing a new law that allows secured creditors to realize their assets without being subject to priorities of other creditors.
DB2016	Hong Kong SAR, China	Hong Kong SAR, China, improved access to credit by implementing a modern collateral registry.
DB2016	Indonesia	Indonesia improved access to credit by enabling searches of the collateral registry by the debtor's name. This reform applies to both Jakarta and Surabaya.
DB2016	Lao PDR	The Lao People's Democratic Republic improved access to credit information by eliminating the threshold for the minimum size of loans to be included in the credit registry's database and by expanding borrower coverage.
DB2016	Mongolia	In Mongolia the credit registry began distributing data from a utility company, improving access to credit information.
DB2016	Papua New Guinea	Papua New Guinea improved access to credit information by expanding the bureau's coverage.
DB2016	Vietnam	Vietnam guaranteed borrowers' right to inspect their credit data while the new credit bureau expanded borrower coverage, improving the credit information system.
DB2015	Lao PDR	The Lao People's Democratic Republic improved access to credit by implementing a modern, unified, notice-based collateral registry.
DB2015	Taiwan, China	Taiwan, China, improved access to credit information by beginning to include data from utility companies in credit reports.
DB2015	Vietnam	Vietnam improved its credit information system by establishing a new credit bureau.
DB2014	Brunei Darussalam	Brunei Darussalam improved access to credit information by establishing a public credit registry.
DB2014	China	China improved its credit information system by introducing credit information industry regulations, which guarantee borrowers' right to inspect their data.
DB2014	Indonesia	Indonesia improved its credit information system through a new regulation setting up a legal framework for establishing credit bureaus.
DB2014	Palau	Palau strengthened its secured transactions system through a new law that establishes a centralized collateral registry, broadens the range of assets that can be used as collateral to include future assets, allows a general description in the security agreement of debts and obligations as well as assets pledged as collateral, establishes clear priority rules outside bankruptcy for secured creditors and allows out-of-court enforcement of the collateral.

DB2014	Philippines	The Philippines improved access to credit information by beginning to distribute both positive and negative information and by enacting a data privacy act that guarantees borrowers' right to access their data.
DB2014	Singapore	Singapore improved its credit information system by guaranteeing by law borrowers' right to inspect their own data.
DB2014	Tonga	Tonga improved access to credit information by establishing a private credit bureau.
DB2014	Vanuatu	Vanuatu improved access to credit information by establishing a private credit bureau.
DB2014	Vietnam	Vietnam improved its credit information system through a decree setting up a legal framework for the establishment of private credit bureaus.
DB2013	Cambodia	Cambodia improved access to credit information by establishing its first private credit bureau.
DB2013	Mongolia	Mongolia improved access to credit information by adopting a law that provides for licensing of credit reference bureaus and guarantees borrowers' right to inspect their personal data.
DB2012	Cambodia	Cambodia strengthened its credit information system through a new regulation allowing credit bureaus to collect and distribute positive as well as negative credit information.
DB2012	Lao PDR	Lao PDR improved access to credit information by establishing a public credit registry.
DB2012	Mongolia	Mongolia improved its credit information system by eliminating the minimum threshold for loans included in the database.
DB2012	Timor-Leste	Timor-Leste improved its credit information system by establishing a public credit registry.
DB2012	Tonga	Tonga strengthened its secured transactions system by passing a new law that allows a general description of the obligation in the security agreement and gives secured creditors priority outside bankruptcy.
DB2011	Marshall Islands	The Marshall Islands improved access to credit through a new law on secured transactions that establishes a central collateral registry, broadens the range of assets that can be used as collateral, allows a general description of debts and obligations and assets granted as collateral and establishes clear priority rules outside bankruptcy for secured creditors.
DB2011	Papua New Guinea	Operation of a new private credit bureau improved the credit information system in Papua New Guinea.
DB2011	Singapore	Singapore improved its credit information system by collecting and distributing information on firms.
DB2011	Solomon Islands	The Solomon Islands strengthened access to credit by passing a new secured transactions law that broadens the range of assets that can be used as collateral, allows a general description of debts and obligations secured by collateral, permits out-of-court enforcement and creates a collateral registry.
DB2011	Vietnam	Vietnam improved its credit information system by allowing borrowers to examine their own credit report and correct errors.

### Protecting Minority Investors

DB Year	Economy	Reform
DB2020	China	China strengthened minority investors protections by imposing liability on controlling shareholders for unfair related-party transactions and clarifying ownership and control structures. This reform applies to both Beijing and Shanghai.
DB2020	Myanmar	Myanmar strengthened minority investor protections by requiring greater disclosure of transactions with interested parties, increasing director liability and requiring greater corporate transparency.
DB2020	Philippines	The Philippines strengthened minority investor protections by requiring greater disclosure of transactions with interested parties and enhancing director liability for transactions with interested parties.
DB2019	China	China strengthened minority investor protections by increasing shareholders' rights and role in major corporate decisions, clarifying ownership and control structures, and requiring reimbursement of legal expenses incurred by shareholders.
DB2019	Papua New Guinea	Papua New Guinea strengthened minority investor protections by introducing greater requirements for the disclosure of direct and indirect beneficial ownership stakes in publicly-listed companies.
DB2019	Philippines	The Philippines strengthened minority investor protections by increasing shareholders' rights and role in major corporate decisions and clarifying ownership and control structures.

DB2019	Taiwan, China	Taiwan, China, strengthened minority investor protections by enhancing ownership and control structures in listed companies.
DB2018	Brunei Darussalam	Brunei Darussalam strengthened minority investor protections by increasing shareholder rights and role in major corporate decisions, clarifying ownership and control structures and requiring greater corporate transparency.
DB2018	Indonesia	Indonesia strengthened minority investor protections by increasing shareholder rights and role in major corporate decisions and requiring greater corporate transparency. This reform applies to both Jakarta and Surabaya.
DB2018	Malaysia	Malaysia strengthened minority investor protections by requiring greater corporate transparency.
DB2018	Thailand	Thailand strengthened minority investor protections by making it easier to sue directors in case of prejudicial related-party transactions, increasing shareholder rights and role in major corporate decisions and clarifying ownership and control structures.
DB2017	Brunei Darussalam	Brunei Darussalam strengthened minority investor protections by clarifying ownership and control structures, making it easier to sue directors in case of prejudicial related-party transactions, and allowing the rescission of related-party transactions that harm the company.
DB2017	Fiji	Fiji strengthened minority investor protections by introducing greater disclosure requirements for related-party transactions.
DB2017	Vanuatu	Vanuatu strengthened minority investor protections by increasing shareholder rights and role in major corporate decisions and clarifying ownership and control structures.
DB2017	Vietnam	Vietnam strengthened minority investor protections by making it easier to sue directors in cases of prejudicial transactions between interested parties, by increasing shareholder rights and role in major corporate decisions, by strengthening the ownership and control structures of companies and by increasing corporate transparency requirements.
DB2015	Hong Kong SAR, China	Hong Kong SAR, China, strengthened minority investor protections by introducing requirements for directors to provide more detailed disclosure of conflicts of interest to the other board members.
DB2015	Lao PDR	The Lao People's Democratic Republic strengthened minority investor protections by introducing requirements for directors to disclose in detail their conflicts of interest to the other board members and for companies to promptly disclose related-party transactions to the Securities Commission and to include the information in their annual reports.
DB2015	Mongolia	Mongolia strengthened minority investor protections by introducing a requirement for public joint stock companies to publicly disclose related-party transactions within 2 business days.
DB2014	Vietnam	Vietnam strengthened investor protections by introducing greater disclosure requirements for publicly held companies in cases of related-party transactions.
DB2013	Mongolia	Mongolia strengthened investor protections by increasing the disclosure requirements for related-party transactions.
DB2013	Taiwan, China	Taiwan, China, strengthened investor protections by increasing disclosure requirements for related-party transactions and improving the liability regime for company directors in cases where such transactions are abusive.
DB2012	Solomon Islands	The Solomon Islands strengthened investor protections by increasing shareholder access to corporate information.
DB2012	Vietnam	Vietnam strengthened investor protections by requiring higher standards of accountability for company directors.

### Paying Taxes

DB Year	Economy	Reform
DB2020	China	China made paying taxes easier by implementing a preferential corporate income tax rate for small enterprises, reducing the value added tax rate for certain industries and enhancing the electronic filing and payment system. This reform applies to Beijing and Shanghai.
DB2020	Indonesia	Indonesia made paying taxes easier by introducing an online filing and payment system for the major taxes. This reform applies to both Jakarta and Surabaya.

DB2020	Papua New Guinea	Papua New Guinea made paying taxes less costly by abolishing the training levy. Papua New Guinea made paying taxes easier by issuing value added tax refunds more quickly thanks to more streamlined audits.
DB2020	Taiwan, China	Taiwan, China, made paying taxes costlier by increasing the corporate income tax rate.
DB2020	Timor-Leste	Timor-Leste made paying taxes costlier by introducing a social security contribution scheme paid by the employer.
DB2020	Vietnam	Vietnam made paying taxes easier by upgrading the information technology infrastructure used by the General Department of Taxation.
DB2019	China	China made paying taxes easier by abolishing the business tax, allowing for joint filing and payment of all stamp duties and by implementing several administrative reforms to lower the compliance time. These reforms apply to both Beijing and Shanghai. Beijing also made paying taxes less costly by reducing the housing fund rate paid by the employer.
DB2019	Marshall Islands	The Marshall Islands made paying taxes more costly by raising the retirement fund rate paid by employers
DB2019	Papua New Guinea	Papua New Guinea made paying taxes more difficult by mandating bi-weekly reporting and payment of contributions paid by the employer to the superannuation fund
DB2019	Thailand	Thailand made paying taxes easier by enhancing its online platform for calculating and filing corporate income tax.
DB2019	Vietnam	Vietnam made paying taxes easier by no longer requiring hard copy submission of the value added tax return and allowing joint payment of the business license tax and value added tax. Vietnam also made paying taxes less costly by reducing the employer's contribution to the labor fund.
DB2018	Brunei Darussalam	Brunei Darussalam made paying taxes easier by introducing an online system for filing and paying labor contributions.
DB2018	China	China made paying taxes easier by introducing several measures for easing compliance.
DB2018	Indonesia	Indonesia made paying taxes easier by promoting the online filing of taxes and by lowering the rate for capital gains tax. Indonesia also increased the ceiling used in the calculation of health care contribution. These reforms apply to both Jakarta and Surabaya.
DB2018	Mongolia	Mongolia made paying taxes more burdensome by not allowing input VAT incurred on a business capital expenditure to be deducted as input credit.
DB2018	Palau	Palau made paying taxes easier by introducing editable and populated GRT tax forms and a system of barcoded payments.
DB2018	Philippines	The Philippines made paying taxes easier by introducing a new electronic system for payment and collection of the housing development fund contributions.
DB2018	Thailand	Thailand made paying taxes easier by introducing an automatic risk-based system for selecting companies for a tax audit. It also made paying taxes less costly by reducing the property transfer tax rate.
DB2018	Vietnam	Vietnam made paying taxes by introducing an online platform for filing social security contributions. At the same time, Vietnam restricted VAT cash refunds to exporters.
DB2017	Brunei Darussalam	Brunei Darussalam made paying taxes easier by fully implementing an electronic system for filing and paying corporate income tax.
DB2017	Indonesia	Indonesia made paying taxes easier by introducing an online system for filing and paying health contributions. Indonesia also made paying taxes more costly by levying a new pension contribution at a rate of 2% paid by employers. These reforms apply to both Jakarta and Surabaya.
DB2017	Malaysia	Malaysia made paying taxes easier by introducing an online system for filing and paying the Goods and Services Tax (GST) while also making it is more complex by replacing sales tax with GST.
DB2017	Marshall Islands	Marshall Islands made paying taxes easier by introducing a payroll software for preparing and filing the labor contributions.
DB2017	Mongolia	Mongolia made paying taxes easier by introducing an electronic system for filing and payment of taxes.
DB2017	Philippines	The Philippines made paying taxes easier by introducing an online system for filing and paying health contributions and by allowing for the online corporate income tax and VAT returns to be completed offline.



DB2017	Singapore	Singapore made paying taxes easier by introducing improvements to the online system for filing corporate income tax returns and VAT returns. At the same, the social security contribution rate paid by employers increased and the rebate of 30% on vehicle tax expired.
DB2017	Vietnam	Vietnam made paying taxes easier and less costly by streamlining the administrative process of complying with tax obligations and abolishing environmental protection fees.
DB2016	Brunei Darussalam	Brunei Darussalam made paying taxes easier and less costly for companies by merging contributions for the Employee Provident Fund and the Supplemental Pension Fund and increasing the capital allowance for industrial buildings. In addition, it reduced the corporate income tax rate, though it also abolished the partial exemption of income and introduced a flat rate.
DB2016	China	China made paying taxes less costly for companies in Shanghai by reducing the social security contribution rate.
DB2016	Hong Kong SAR, China	Hong Kong SAR, China, made paying taxes easier and less costly for companies by simplifying compliance with the mandatory provident fund obligations and increasing the allowance for profit tax. At the same time, it increased the maximum contribution to the mandatory provident fund and reduced the property tax waiver.
DB2016	Indonesia	Indonesia made paying taxes easier and less costly for companies by introducing an online system for paying social security contributions and by reducing both the rate paid by employers and the ceiling for the contributions. This reform applies to both Jakarta and Surabaya.
DB2016	Malaysia	Malaysia made paying taxes easier and less costly for companies by making electronic filing mandatory and reducing the property tax rate. At the same time, it also increased the capital gains tax.
DB2016	Myanmar	Myanmar made paying taxes more costly and complicated for companies by increasing the rate paid by employers and ceiling for social security contributions, requiring additional documents for commercial tax returns and introducing quarterly preparation, filing and payment of corporate income tax. At the same time, Myanmar increased the rate of allowable depreciation.
DB2016	Tonga	Tonga made paying taxes more complicated for companies by reintroducing the annual fee for a business license.
DB2016	Vietnam	Vietnam made paying taxes less costly for companies by reducing the corporate income tax rate—and made it easier by reducing the number of procedures and documents for filing VAT and social security contributions, reducing the number of filings for VAT and replacing quarterly filings of corporate income tax with quarterly advance payments. On the other hand, Vietnam increased the rate for social security contributions paid by employers.
DB2015	Brunei Darussalam	Brunei Darussalam made paying taxes easier for companies by allowing joint filing and payment of supplemental contributory pension and employee provident fund contributions and by introducing an online system for paying these 2 contributions.
DB2015	China	China made paying taxes easier for companies by enhancing the electronic system for filing and paying taxes and adopting new communication channels within its taxpayer service, changes applying to both Beijing and Shanghai. In addition, China made paying taxes less costly for companies in Shanghai by reducing the social security contribution rate.
DB2015	Indonesia	Indonesia made paying taxes less costly for companies by reducing employers' health insurance contribution rate. This reform applies to both Jakarta and Surabaya.
DB2015	Kiribati	Kiribati made paying taxes more complicated for companies by introducing VAT.
DB2015	Mongolia	Mongolia made paying taxes easier for companies by introducing an electronic system for filing corporate income tax, VAT and social security contributions.
DB2015	Taiwan, China	Taiwan, China, made paying taxes easier for companies by introducing an electronic system for paying the vehicle license tax.
DB2015	Vietnam	Vietnam made paying taxes less costly for companies by reducing the corporate income tax rate.
DB2014	Fiji	Fiji made paying taxes more complicated for companies by transferring the fringe benefit tax liability from employees to employers and by limiting the deductibility of mandatory contributions.
DB2014	Lao PDR	Lao PDR made paying taxes less costly for companies by reducing the corporate income tax rate—though it also introduced a new property transfer tax.
DB2014	Myanmar	Myanmar made paying taxes less costly for companies by reducing the corporate income tax rate.
DB2014	Philippines	The Philippines made paying taxes easier for companies by introducing an electronic filing and payment system for social security contributions.

DB2014	Thailand	Thailand made paying taxes less costly for companies by reducing employers' social security contribution rate.
DB2014	Tonga	Tonga made paying taxes more complicated for companies by introducing a superannuation levy—though it also abolished the business license for 2013.
DB2014	Vietnam	Vietnam made paying taxes more costly for companies by increasing employers' social security contribution rate.
DB2013	Brunei Darussalam	Brunei Darussalam made paying taxes less costly for companies by reducing the profit tax rate.
DB2013	Cambodia	Cambodia introduced a new tax on immovable property.
DB2013	Fiji	Fiji made paying taxes less costly for companies by reducing the profit tax rate. At the same time, Fiji introduced capital gains tax.
DB2013	Lao PDR	Lao PDR made paying taxes less costly for companies by reducing the corporate income tax rate.
DB2013	Thailand	Thailand made paying taxes less costly for companies by reducing the profit tax rate.
DB2012	Malaysia	Malaysia made paying taxes costlier for firms by reintroducing the real estate capital gains tax—but also made tax compliance easier by improving electronic systems and the availability of software.
DB2011	Brunei Darussalam	Brunei Darussalam reduced the corporate income tax rate from 23.5% to 22% while also introducing a lower tax rate for small businesses, ranging from 5.5% to 11%.
DB2011	China	China's new corporate income tax law unified the tax regimes for domestic and foreign enterprises and clarified the calculation of taxable income for corporate income tax purposes.
DB2011	Hong Kong SAR, China	Hong Kong SAR (China) abolished the fuel tax on diesel.
DB2011	Indonesia	Indonesia reduced its corporate income tax rate.
DB2011	Lao PDR	Lao PDR replaced the business turnover tax with a new value added tax.
DB2011	Taiwan, China	Taiwan (China) reduced the corporate income tax rate and simplified tax return forms, rules for assessing corporate income tax and the calculation of interim tax payments.
DB2011	Thailand	Thailand temporarily lowered taxes on business by reducing its specific business tax for 12 months.
DB2011	Tonga	Tonga simplified the payment of taxes by replacing a 2-tier system with a 25% corporate income tax rate for both domestic and foreign companies and introducing tax incentives with a broad-based capital allowance system to replace tax holidays and other tax concessions.
DB2011	Vietnam	The government of Vietnam eased paying taxes by reducing corporate income tax rate.

### Trading across Borders

DB Year	Economy	Reform
DB2020	China	China made exporting and importing easier by implementing advance cargo declaration, upgrading port infrastructure, optimizing customs administration and publishing fee schedules. This reform applies to both Beijing and Shanghai.
DB2020	Indonesia	Indonesia made trading across borders easier by improving the online processing of export customs declarations. This reform applies to both Jakarta and Surabaya.
DB2020	Papua New Guinea	Papua New Guinea made trading across borders easier by implementing an automated customs data management system. At the same time, Papua New Guinea made trading across borders more expensive by increasing port fees.
DB2019	China	China reduced the time and cost to export and import by implementing a single window, eliminating administrative charges, increasing transparency and encouraging competition. These reforms apply to both Beijing and Shanghai.
DB2019	Lao PDR	Lao PDR made trading across borders faster by streamlining the customs clearance process.
DB2019	Malaysia	Malaysia made trading across borders easier by introducing electronic forms and by enhancing its risk-based inspection system. Malaysia also made importing and exporting easier by improving infrastructure and the port operation system at Port Klang.

DB2019	Philippines	The Philippines made trading across borders more difficult by increasing the number of inspections for importing, thereby increasing the average time for border compliance.
DB2019	Thailand	Thailand made trading across borders faster by introducing the E-Matching system for electronic cargo control, thereby reducing the time for border compliance.
DB2018	Brunei Darussalam	Brunei Darussalam made exporting and importing easier by enhancing the Brunei Darussalam National Single Window and the customs clearance process.
DB2018	Indonesia	Indonesia made importing faster by introducing an electronic single billing system. This reform applies to both Jakarta and Surabaya.
DB2018	Malaysia	Malaysia made importing and exporting easier by improving the infrastructure, equipment and facilities at Port Klang.
DB2018	Singapore	Singapore made exporting and importing easier by improving infrastructure and electronic equipment at the port.
DB2018	Taiwan, China	Taiwan, China made exporting easier by allowing different organizations to electronically issue certificates of origin.
DB2018	Vietnam	Vietnam made exporting and importing easier by upgrading the automated cargo clearance system and extending the operating hours of the customs department.
DB2017	Indonesia	Indonesia made exporting and importing easier by improving the customs services and document submission functions of the Indonesia National Single Window.
DB2017	Myanmar	Myanmar made trading across borders more difficult by experiencing delays and higher cost at processing incoming cargo at the port of Yangon.
DB2017	Vietnam	Vietnam made exporting and importing easier by implementing electronic customs clearance system.
DB2016	Vanuatu	Vanuatu reduced the border compliance time for importing by improving infrastructure at the port of Vila.
DB2015	Indonesia	In Indonesia trading across borders became more difficult because of insufficient infrastructure at the Tanjung Priok Port Jakarta. This change applies to both Jakarta and Surabaya.
DB2015	Myanmar	Myanmar made trading across borders easier by reducing the number of documents required for exports and imports.
DB2015	Palau	Palau made trading across borders easier by improving the system for calculating customs duties and thereby reducing customs clearance time.
DB2015	Philippines	In the Philippines trading across borders became more difficult because of a new city ordinance restricting truck traffic in Manila.
DB2013	Lao PDR	Lao PDR reduced the time to export and import by implementing the ASYCUDA electronic data interchange system at the Thanaleng-Friendship Bridge border crossing.
DB2012	Vanuatu	Vanuatu made trading across borders faster by upgrading Port-Vila's wharf infrastructure, which increased the efficiency of port and terminal handling activities.
DB2011	Brunei Darussalam	The introduction of an electronic customs system in Brunei Darussalam made trading easier.
DB2011	Cambodia	Cambodia eliminated pre-shipment inspections, reducing the time and number of documents required for importing and exporting.
DB2011	Fiji	Fiji made trading easier by opening customer care service centers and improving customs operations.
DB2011	Indonesia	Indonesia reduced the time to export by launching a single-window service.
DB2011	Philippines	The Philippines reduced the time and cost to trade by improving its electronic customs systems, adding such functions as electronic payments and online submission of declarations.

### Enforcing Contracts

DB Year	Economy	Reform
DB2020	Brunei Darussalam	Brunei Darussalam made enforcing contracts easier by publishing performance measurement reports.

DB2020	China	China made enforcing contracts easier by regulating the maximum number of adjournments that can be granted and limiting adjournments to unforeseen and exceptional circumstances. This reform applies to both Beijing and Shanghai. China (Shanghai) made enforcing contracts easier by publishing court performance measurement and progress reports.
DB2020	Indonesia	Indonesia made enforcing contracts easier by introducing an electronic case management system for judges. This reform applies to both Jakarta and Surabaya.
DB2020	Myanmar	Myanmar made enforcing contracts easier by publishing performance measurement reports.
DB2019	Mongolia	Mongolia made enforcing contracts easier by reducing the fees that are advanced by the plaintiff to enforce a judgment.
DB2019	Singapore	Singapore made enforcing contracts easier by introducing a consolidated law on voluntary mediation.
DB2019	Vietnam	Vietnam made enforcing contracts easier by making judgments rendered at all levels in commercial cases available to the public online.
DB2018	Brunei Darussalam	Brunei Darussalam made enforcing contracts easier by introducing an electronic case management system for the use of judges and lawyers.
DB2018	Taiwan, China	Taiwan, China, made enforcing contracts easier by introducing an electronic filing system.
DB2018	Thailand	Thailand made enforcing contracts easier by introducing a system that allows users to pay court fees electronically. Thailand also reduced enforcement times by increasing the automation and efficiency of enforcement processes.
DB2018	Vietnam	Vietnam made enforcing contracts easier by adopting a new code of civil procedure and by introducing a consolidated law on voluntary mediation.
DB2017	Brunei Darussalam	Brunei Darussalam made enforcing contracts easier by introducing an electronic filing system as well as a platform that allows users to pay court fees electronically.
DB2017	China	China made enforcing contracts easier by introducing an online platform that allows lawyers to manage cases electronically. This reform applies to Beijing.
DB2017	Indonesia	Indonesia made enforcing contracts easier by introducing a dedicated procedure for small claims that allows for parties' self-representation. This reform applies to both Jakarta and Surabaya.
DB2015	Singapore	Singapore made enforcing contracts easier by introducing a new electronic litigation system that streamlines litigation proceedings.
DB2014	China	China made enforcing contracts easier by amending its civil procedure code to streamline and speed up all court proceedings.
DB2014	Palau	Palau made enforcing contracts easier by introducing an electronic filing system for court users.
DB2012	Malaysia	Malaysia continued to improve the computerization of its courts by introducing a system making it possible to file complaints electronically.
DB2011	Hong Kong SAR, China	Reforms implemented in the civil justice system of Hong Kong SAR (China) will help increase the efficiency and cost-effectiveness of commercial dispute resolution.
DB2011	Timor-Leste	Timor-Leste increased court efficiency by training and appointing new judges and passing a new civil procedure code.

### Resolving Insolvency

DB Year	Economy	Reform
DB2020	Brunei Darussalam	Brunei Darussalam made resolving insolvency easier by increasing the participation of creditors in insolvency proceedings.
DB2020	China	China made resolving insolvency easier by providing rules for post-commencement credit priority and increasing the participation of creditors in insolvency proceedings. This reform applies to both Beijing and Shanghai.
DB2019	Malaysia	Malaysia made resolving insolvency easier by introducing the reorganization procedure.
DB2018	Singapore	Singapore made resolving insolvency easier by establishing a new scheme of arrangement procedure with features of the debtor-in-possession reorganization regime and introducing provisions applicable to prepackaged restructurings.

DB2018	Thailand	Thailand made resolving insolvency easier by changing the voting procedures for reorganization plans.
DB2017	Brunei Darussalam	Brunei Darussalam made resolving insolvency easier by adopting a new insolvency law that introduced a reorganization procedure and facilitated continuation of the debtor's business during insolvency proceedings. Brunei Darussalam also introduced regulations for insolvency practitioners.
DB2017	Thailand	Thailand made resolving insolvency easier by introducing new restructuring for small and medium-size companies and by streamlining provisions related to company liquidation.
DB2017	Vanuatu	Vanuatu made resolving insolvency easier by strengthening and modernizing its legal framework in relation to liquidation and receivership proceedings.
DB2016	Vietnam	Vietnam made resolving insolvency easier by clarifying and simplifying provisions on liquidation and reorganization, modifying the standard for commencement of insolvency proceedings, changing provisions on voidable transactions, regulating the profession of insolvency trustees and establishing the rules for enterprise asset managers.
DB2012	Malaysia	Malaysia established dedicated commercial courts to handle foreclosure proceedings.
DB2012	Philippines	The Philippines adopted a new insolvency law that provides a legal framework for liquidation and reorganization of financially distressed companies.
DB2012	Solomon Islands	The Solomon Islands adopted a new law that simplified insolvency proceedings.

### Employing Workers

DB Year	Economy	Reform
DB2019	Malaysia	Malaysia changed regulations pertaining to unemployment protection.
DB2018	Kiribati	Kiribati introduced a mandatory minimum wage, provided specific rules on working hours, introduced annual paid leave and streamlined redundancy rules.
DB2018	Mongolia	Mongolia amended its legislation to reduce the maximum length of the employee probationary period.
DB2018	Singapore	Singapore adopted legislation that requires employers with more than 10 employees to notify the Ministry of Manpower if five or more employees are retrenched within any six-month period.
DB2018	Taiwan, China	Taiwan, China, adopted legislation that increased the number of mandatory paid annual leave days and the number of weekly rest days.
DB2017	Myanmar	Myanmar introduced a minimum wage and changed the regulation of severance pay.
DB2016	Lao PDR	Lao PDR capped the duration of renewable fixed-term contracts (previously unlimited) at 36 months and reduced the maximum length of a probationary period from 3 months to 2. It also eliminated the requirement for third-party approval before an employer can dismiss one worker or a group of nine workers and reduced the severance payment for employees with 5 and 10 years of tenure.
DB2014	Malaysia	Malaysia introduced a minimum wage.
DB2014	Vietnam	Vietnam abolished priority rules for redundancy dismissals or layoffs and increased the minimum wage.
DB2013	Timor-Leste	Timor-Leste reduced the maximum duration of fixed-term contracts and also introduced a wage premium for night work.
DB2012	Hong Kong SAR, China	Hong Kong, China introduced a Minimum Wage.
DB2011	Brunei Darussalam	Brunei Darussalam instituted mandatory minimum annual leave and reduced notice periods applicable in case of redundancy dismissals.
DB2011	Malaysia	Malaysia eliminated the requirements to notify third parties in cases of redundancy dismissals.
DB2011	Vanuatu	Vanuatu increased mandatory annual leave and severance pay applicable in case of redundancy dismissals.

*Doing Business 2020* is the 17th in a series of annual studies investigating the regulations that enhance business activity and those that constrain it. It provides quantitative indicators covering 12 areas of the business environment in 190 economies. The goal of the *Doing Business* series is to provide objective data for use by governments in designing sound business regulatory policies and to encourage research on the important dimensions of the regulatory environment for firms.

[www.doingbusiness.org](http://www.doingbusiness.org)



ISBN 978-1-4648-1440-2



SKU 211440